









**LEGEND**

- |   |                             |   |                   |
|---|-----------------------------|---|-------------------|
|  | Residential Single Family   |  | Industrial        |
|  | Residential Multiple Family |  | Open Space        |
|  | Commercial                  |  | Public Facilities |

**GENERALIZED LAND USE  
VENICE**

