







**LEGEND**

- |  |                             |  |                   |
|--|-----------------------------|--|-------------------|
|   | Residential Single Family   |   | Industrial        |
|   | Residential Multiple Family |   | Open Space        |
|  | Commercial                  |  | Public Facilities |

**GENERALIZED LAND USE  
WESTWOOD**

