


SENDER: COMPLETE THIS SECTION	COMPLETE THIS SECTION ON DELIVERY																
<ul style="list-style-type: none"> Complete items 1, 2, and 3. Print your name and address on the reverse so that we can return the card to you. Attach this card to the back of the mailpiece, or on the front if space permits. 	<p>A. Signature <input checked="" type="checkbox"/> <i>Gregory Thompson</i> <input type="checkbox"/> Agent <input type="checkbox"/> Addressee</p> <p>B. Received by (Printed Name) C. Date of Delivery <input checked="" type="checkbox"/> <i>Gregory Thompson</i> <i>10-27-15</i></p>																
<p>1. Article Addressed to:</p> <p>Ray Saidi Bureau of Engineering Land Development/Mapping Division 201 N. Figueroa St., Suite 200 Los Angeles, CA 90012 Mail Stop 901</p>  <p>9590 9403 0208 5146 1985 71</p>	<p>D. Is delivery address different from item 1? <input type="checkbox"/> Yes If YES, enter delivery address below: <input type="checkbox"/> No</p>																
<p>2. Article Number (Transfer from service label)</p> <p>7015 1730 0001 4131 5065</p>	<p>3. Service Type</p> <table border="0"> <tr> <td><input type="checkbox"/> Adult Signature</td> <td><input type="checkbox"/> Priority Mail Express®</td> </tr> <tr> <td><input type="checkbox"/> Adult Signature Restricted Delivery</td> <td><input type="checkbox"/> Registered Mail™</td> </tr> <tr> <td><input type="checkbox"/> Certified Mail®</td> <td><input type="checkbox"/> Registered Mail Restricted Delivery</td> </tr> <tr> <td><input type="checkbox"/> Certified Mail Restricted Delivery</td> <td><input type="checkbox"/> Return Receipt for Merchandise</td> </tr> <tr> <td><input type="checkbox"/> Collect on Delivery</td> <td><input type="checkbox"/> Signature Confirmation™</td> </tr> <tr> <td><input type="checkbox"/> Collect on Delivery Restricted Delivery</td> <td><input type="checkbox"/> Signature Confirmation Restricted Delivery</td> </tr> <tr> <td><input type="checkbox"/> Insured Mail</td> <td></td> </tr> <tr> <td><input type="checkbox"/> Insured Mail Restricted Delivery (over \$500)</td> <td></td> </tr> </table>	<input type="checkbox"/> Adult Signature	<input type="checkbox"/> Priority Mail Express®	<input type="checkbox"/> Adult Signature Restricted Delivery	<input type="checkbox"/> Registered Mail™	<input type="checkbox"/> Certified Mail®	<input type="checkbox"/> Registered Mail Restricted Delivery	<input type="checkbox"/> Certified Mail Restricted Delivery	<input type="checkbox"/> Return Receipt for Merchandise	<input type="checkbox"/> Collect on Delivery	<input type="checkbox"/> Signature Confirmation™	<input type="checkbox"/> Collect on Delivery Restricted Delivery	<input type="checkbox"/> Signature Confirmation Restricted Delivery	<input type="checkbox"/> Insured Mail		<input type="checkbox"/> Insured Mail Restricted Delivery (over \$500)	
<input type="checkbox"/> Adult Signature	<input type="checkbox"/> Priority Mail Express®																
<input type="checkbox"/> Adult Signature Restricted Delivery	<input type="checkbox"/> Registered Mail™																
<input type="checkbox"/> Certified Mail®	<input type="checkbox"/> Registered Mail Restricted Delivery																
<input type="checkbox"/> Certified Mail Restricted Delivery	<input type="checkbox"/> Return Receipt for Merchandise																
<input type="checkbox"/> Collect on Delivery	<input type="checkbox"/> Signature Confirmation™																
<input type="checkbox"/> Collect on Delivery Restricted Delivery	<input type="checkbox"/> Signature Confirmation Restricted Delivery																
<input type="checkbox"/> Insured Mail																	
<input type="checkbox"/> Insured Mail Restricted Delivery (over \$500)																	
<p>PS Form 3811, April 2015 PSN 7530-02-000-9053 Domestic Return Receipt</p>																	

SENDER: COMPLETE THIS SECTION	COMPLETE THIS SECTION ON DELIVERY																
<ul style="list-style-type: none"> Complete items 1, 2, and 3. Print your name and address on the reverse so that we can return the card to you. Attach this card to the back of the mailpiece, or on the front if space permits. 	<p>A. Signature <input checked="" type="checkbox"/> <i>Gregory Saidi</i> <input type="checkbox"/> Agent <input type="checkbox"/> Addressee</p> <p>B. Received by (Printed Name) C. Date of Delivery <input type="checkbox"/> <i>11-4-15</i></p>																
<p>1. Article Addressed to:</p> <p>Sierra Club, Los Angeles Chapter Urban Environment and Parks Committee 3435 Wilshire Blvd., Suite 320 Los Angeles, CA 90010</p>  <p>9590 9403 0208 5146 1982 74</p>	<p>D. Is delivery address different from item 1? <input type="checkbox"/> Yes If YES, enter delivery address below: <input type="checkbox"/> No</p>																
<p>2. Article Number (Transfer from service label)</p> <p>7015 1730 0001 4131 4860</p>	<p>3. Service Type</p> <table border="0"> <tr> <td><input type="checkbox"/> Adult Signature</td> <td><input type="checkbox"/> Priority Mail Express®</td> </tr> <tr> <td><input type="checkbox"/> Adult Signature Restricted Delivery</td> <td><input type="checkbox"/> Registered Mail™</td> </tr> <tr> <td><input type="checkbox"/> Certified Mail®</td> <td><input type="checkbox"/> Registered Mail Restricted Delivery</td> </tr> <tr> <td><input type="checkbox"/> Certified Mail Restricted Delivery</td> <td><input type="checkbox"/> Return Receipt for Merchandise</td> </tr> <tr> <td><input type="checkbox"/> Collect on Delivery</td> <td><input type="checkbox"/> Signature Confirmation™</td> </tr> <tr> <td><input type="checkbox"/> Collect on Delivery Restricted Delivery</td> <td><input type="checkbox"/> Signature Confirmation Restricted Delivery</td> </tr> <tr> <td><input type="checkbox"/> Insured Mail</td> <td></td> </tr> <tr> <td><input type="checkbox"/> Insured Mail Restricted Delivery (over \$500)</td> <td></td> </tr> </table>	<input type="checkbox"/> Adult Signature	<input type="checkbox"/> Priority Mail Express®	<input type="checkbox"/> Adult Signature Restricted Delivery	<input type="checkbox"/> Registered Mail™	<input type="checkbox"/> Certified Mail®	<input type="checkbox"/> Registered Mail Restricted Delivery	<input type="checkbox"/> Certified Mail Restricted Delivery	<input type="checkbox"/> Return Receipt for Merchandise	<input type="checkbox"/> Collect on Delivery	<input type="checkbox"/> Signature Confirmation™	<input type="checkbox"/> Collect on Delivery Restricted Delivery	<input type="checkbox"/> Signature Confirmation Restricted Delivery	<input type="checkbox"/> Insured Mail		<input type="checkbox"/> Insured Mail Restricted Delivery (over \$500)	
<input type="checkbox"/> Adult Signature	<input type="checkbox"/> Priority Mail Express®																
<input type="checkbox"/> Adult Signature Restricted Delivery	<input type="checkbox"/> Registered Mail™																
<input type="checkbox"/> Certified Mail®	<input type="checkbox"/> Registered Mail Restricted Delivery																
<input type="checkbox"/> Certified Mail Restricted Delivery	<input type="checkbox"/> Return Receipt for Merchandise																
<input type="checkbox"/> Collect on Delivery	<input type="checkbox"/> Signature Confirmation™																
<input type="checkbox"/> Collect on Delivery Restricted Delivery	<input type="checkbox"/> Signature Confirmation Restricted Delivery																
<input type="checkbox"/> Insured Mail																	
<input type="checkbox"/> Insured Mail Restricted Delivery (over \$500)																	
<p>PS Form 3811, April 2015 PSN 7530-02-000-9053 Domestic Return Receipt</p>																	



DEPARTMENT OF CITY PLANNING
 Environmental Analysis Unit (13-2552)
 200 N. Spring Street, Room 750
 Los Angeles, CA 90012

RECEIVED
 CITY OF LOS ANGELES
 NOV 16 2015

ENVIRONMENTAL
 UNIT

213(G) ENV-2013-2552-EIR

KRAMER RICH

918 N ORLANI

LOS ANGELES


NIXIE 917 7E 1899 9011/05/15

RETURN TO SENDER
 NOT DELIVERABLE AS ADDRESSED
 UNABLE TO FORWARD

SCI: 90012324375 * 2977-12129-22-38



UNITED STATES POSTAGE
 PITNEY BOWES
 \$ 000.485
 02 1P
 0003214022 OCT 22 2015
 MAILED FROM ZIP CODE 90067





DEPARTMENT OF CITY PLANNING
Environmental Analysis Unit (13-2552)
200 N. Spring Street, Room 750
Los Angeles, CA 90012

CA 926
22 OCT '15
PM 1 L



RECEIVED
CITY OF LOS ANGELES

NOV 16 2015

ENVIRONMENTAL
UNIT

Jackie Yanka
1425 N. Crescent Heights Boulevard

MIXIE 918 SE 1009 0011/10/15
RETURN TO SENDER
NOT DELIVERABLE AS ADDRESSED
UNABLE TO FORWARD

BC: 90012324375 *0177-09386-22-39



DEPARTMENT OF CITY PLANNING
Environmental Analysis Unit (13-2552)
200 N. Spring Street, Room 750
Los Angeles, CA 90012



RECEIVED
CITY OF LOS ANGELES

NOV 16 2015

ENVIRONMENTAL
UNIT

181) ENV-2013-2552-EIR

RUSSELL SHAPIRO WILLIAMS H

100 1ST MIXIE 918 SE 1 0011/09/15

SAN FRA

RETURN TO SENDER
NOT DELIVERABLE AS ADDRESSED
UNABLE TO FORWARD

BC: 90012324375 *2977-11886-22-39



DEPARTMENT OF CITY PLANNING
Environmental Analysis Unit (13-2552)
200 N. Spring Street, Room 750
Los Angeles, CA 90012

SANTA ANA

CA 926

22 OCT '15

PM 1 L



RECEIVED
CITY OF LOS ANGELES

NOV 16 2015

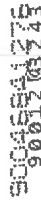
ENVIRONMENTAL
UNIT

Ashley Holt
1430 North Harper Ave.
West Hollywood, CA 90069

MIXIE 918 SE 1009 0011/10/15

RETURN TO SENDER
NO SUCH STREET
UNABLE TO FORWARD

BC: 90012324375 *0177-09040-22-39



DEPARTMENT OF CITY PLANNING
Environmental Analysis Unit (13-2552)
200 N. Spring Street, Room 750
Los Angeles, CA 90012



RECEIVED
CITY OF LOS ANGELES

NOV 16 2015


ENVIRONMENTAL
UNIT

132) ENV-2013-2552-EIR

MIXIE 918 SE 1009 0011/06/15

RETURN TO SENDER
ATTEMPTED - NOT KNOWN
UNABLE TO FORWARD

BC: 90012460159 *0462-05976-09-45






DEPARTMENT OF CITY PLANNING
 Environmental Analysis Unit (13-2552)
 200 N. Spring Street, Room 750
 Los Angeles, CA 90012

RECEIVED
 CITY OF LOS ANGELES
 NOV 18 2015

ENVIRONMENTAL
 UNIT

82) ENV-2013-2552-EIR
 WILLIAMS RCM AND P
 10 MINT PLAZA I XIE
 SAN FRANCISCO



BCI: 90012324375 * 2977-11661-22-39
 9003214022
 RETURN TO SENDER
 NOT DELIVERABLE AS ADDRESSED
 UNABLE TO FORWARD




DEPARTMENT OF CITY PLANNING
 Environmental Analysis Unit (13-2552)
 200 N. Spring Street, Room 750
 Los Angeles, CA 90012

RECEIVED
 CITY OF LOS ANGELES
 NOV 18 2015

ENVIRONMENTAL
 UNIT

297) ENV-2013-2552-EIR
 OCCUPANT



NIXIE 918 DE 1009 0011/08/15
 RETURN TO SENDER
 ATTEMPTED - NOT KNOWN
 UNABLE TO FORWARD
 BCI: 90012324375 * 0462-00132-09-45
 90012 (03243
 9004843665 0
 421



DEPARTMENT OF CITY PLANNING
Environmental Analysis Unit (13-2552)
200 N. Spring Street, Room 750
Los Angeles, CA 90012

RECEIVED
CITY OF LOS ANGELES

NOV 18 2015

ENVIRONMENTAL
UNIT

297) ENV-2013-2552-EIR
OCCUPANT

7950 W SUNSET BLVD #230

LOS ANGELES, CA 90046

NIXIE 918 SE 1009 0011/08/15

RETURN TO SENDER
ATTEMPTED - NOT KNOWN
UNABLE TO FORWARD

BC: 90012324375 *2977-11834-22-39

9001203243

900463363



DEPARTMENT OF CITY PLANNING
Environmental Analysis Unit (13-2552)
200 N. Spring Street, Room 750
Los Angeles, CA 90012

RECEIVED
CITY OF LOS ANGELES

NOV 18 2015

ENVIRONMENTAL
UNIT

297) ENV-2013-2552-EIR
OCCUPANT

7950 W SUNSET BLVD #230

NIXIE 918 DE 1009 0011/08/15

RETURN TO SENDER
ATTEMPTED - NOT KNOWN
UNABLE TO FORWARD

BC: 90012324375 *0462-06388-09-45

9001203243

900463363 CC



DEPARTMENT OF CITY PLANNING
Environmental Analysis Unit (13-2552)
200 N. Spring Street, Room 750
Los Angeles, CA 90012

RECEIVED
CITY OF LOS ANGELES

NOV 18 2015

ENVIRONMENTAL
UNIT

72) ENV-2013-2552-EIR
OCCUPANT

NIXIE 918 DE 1009 7211/02/15

RETURN TO SENDER
UNCLAIMED
UNABLE TO FORWARD

BC: 90012324375 *0462-00103-09-45

9001203243

900463363 CC



DEPARTMENT OF CITY PLANNING
Environmental Analysis Unit (13-2552)
200 N. Spring Street, Room 750
Los Angeles, CA 90012

RECEIVED
CITY OF LOS ANGELES

NOV 18 2015

ENVIRONMENTAL
UNIT

Karri BOWMAN
1475 N Crescent Heights Blvd

NIXIE 918 SE 1009 7211/02/15

RETURN TO SENDER
NOT DELIVERABLE AS ADDRESSED
UNABLE TO FORWARD

BC: 90012324375 *0677-09465-22-39

9001203243

