

# U.S. Census Bureau

## American FactFinder

### P4. HISPANIC OR LATINO, AND NOT HISPANIC OR LATINO BY RACE [73] - Universe: Total population

Data Set: Census 2000 Summary File 1 (SF 1) 100-Percent Data

NOTE: For information on confidentiality protection, nonsampling error, and definitions, see <http://factfinder.census.gov/home/en/datanotes/expsf1u.htm>.

	Block 3012, Block Group 3, Census Tract 1212.20, Los Angeles County, California	Block 3013, Block Group 3, Census Tract 1212.20, Los Angeles County, California
<b>Total:</b>	135	106
Hispanic or Latino	107	89
Not Hispanic or Latino:	28	17
Population of one race:	22	17
White alone	21	9
Black or African American alone	1	0
American Indian and Alaska Native alone	0	0
Asian alone	0	8
Native Hawaiian and Other Pacific Islander alone	0	0
Some other race alone	0	0
Population of two or more races:	6	0
Population of two races:	6	0
White; Black or African American	0	0
White; American Indian and Alaska Native	0	0
White; Asian	0	0
White; Native Hawaiian and Other Pacific Islander	0	0
White; Some other race	6	0
Black or African American; American Indian and Alaska Native	0	0
Black or African American; Asian	0	0
Black or African American; Native Hawaiian and Other Pacific Islander	0	0
Black or African American; Some other race	0	0
American Indian and Alaska Native; Asian	0	0
American Indian and Alaska Native; Native Hawaiian and Other Pacific Islander	0	0
American Indian and Alaska Native; Some other race	0	0
Asian; Native Hawaiian and Other Pacific Islander	0	0
Asian; Some other race	0	0
Native Hawaiian and Other Pacific Islander; Some other race	0	0
Population of three races:	0	0
White; Black or African American; American Indian and Alaska Native	0	0
White; Black or African American; Asian	0	0
White; Black or African American; Native Hawaiian and Other Pacific Islander	0	0
White; Black or African American; Some other race	0	0
White; American Indian and Alaska Native; Asian	0	0
White; American Indian and Alaska Native; Native Hawaiian and Other Pacific Islander	0	0
White; American Indian and Alaska Native; Some other race	0	0
White; Asian; Native Hawaiian and Other Pacific Islander	0	0
White; Asian; Some other race	0	0
White; Native Hawaiian and Other Pacific Islander; Some other race	0	0
Black or African American; American Indian and Alaska Native; Asian	0	0
Black or African American; American Indian and Alaska Native; Native Hawaiian and Other Pacific Islander	0	0
Black or African American; American Indian and Alaska Native; Some other race	0	0
Black or African American; Asian; Native Hawaiian and Other Pacific Islander	0	0
Black or African American; Asian;Some other race	0	0

**U.S. Census Bureau**  
**American FactFinder**

**P4. HISPANIC OR LATINO, AND NOT HISPANIC OR LATINO BY RACE [73] - Universe: Total population**

Data Set: Census 2000 Summary File 1 (SF 1) 100-Percent Data

NOTE: For information on confidentiality protection, nonsampling error, and definitions, see <http://factfinder.census.gov/home/en/datanotes/expsf1u.htm>.

	<b>Block 1000, Block Group 1, Census Tract 1212.10, Los Angeles County, California</b>	<b>Block 1001, Block Group 1, Census Tract 1212.10, Los Angeles County, California</b>	<b>Block 1002, Block Group 1, Census Tract 1212.10, Los Angeles County, California</b>
Total:	0	0	0
Hispanic or Latino	0	0	0
Not Hispanic or Latino:	0	0	0
Population of one race:	0	0	0
White alone	0	0	0
Black or African American alone	0	0	0
American Indian and Alaska Native alone	0	0	0
Asian alone	0	0	0
Native Hawaiian and Other Pacific Islander alone	0	0	0
Some other race alone	0	0	0
Population of two or more races:	0	0	0
Population of two races:	0	0	0
White; Black or African American	0	0	0
White; American Indian and Alaska Native	0	0	0
White; Asian	0	0	0
White; Native Hawaiian and Other Pacific Islander	0	0	0
White; Some other race	0	0	0
Black or African American; American Indian and Alaska Native	0	0	0
Black or African American; Asian	0	0	0
Black or African American; Native Hawaiian and Other Pacific Islander	0	0	0
Black or African American; Some other race	0	0	0
American Indian and Alaska Native; Asian	0	0	0
American Indian and Alaska Native; Native Hawaiian and Other Pacific Islander	0	0	0
American Indian and Alaska Native; Some other race	0	0	0
Asian; Native Hawaiian and Other Pacific Islander	0	0	0
Asian; Some other race	0	0	0
Native Hawaiian and Other Pacific Islander; Some other race	0	0	0
Population of three races:	0	0	0
White; Black or African American; American Indian and Alaska Native	0	0	0
White; Black or African American; Asian	0	0	0
White; Black or African American; Native Hawaiian and Other Pacific Islander	0	0	0
White; Black or African American; Some other race	0	0	0
White; American Indian and Alaska Native; Asian	0	0	0
White; American Indian and Alaska Native; Native Hawaiian and Other Pacific Islander	0	0	0
White; American Indian and Alaska Native; Some other race	0	0	0
White; Asian; Native Hawaiian and Other Pacific Islander	0	0	0
White; Asian; Some other race	0	0	0
White; Native Hawaiian and Other Pacific Islander; Some other race	0	0	0
Black or African American; American Indian and Alaska Native; Asian	0	0	0
Black or African American; American Indian and Alaska Native; Native Hawaiian and Other Pacific Islander	0	0	0
Black or African American; American Indian and Alaska Native; Some other race	0	0	0
Black or African American; Asian; Native Hawaiian and Other Pacific Islander	0	0	0

## U.S. Census Bureau

## American FactFinder

## P4. HISPANIC OR LATINO, AND NOT HISPANIC OR LATINO BY RACE [73] - Universe: Total population

Data Set: Census 2000 Summary File 1 (SF 1) 100-Percent Data

NOTE: For information on confidentiality protection, nonsampling error, and definitions, see <http://factfinder.census.gov/home/en/datanotes/expsf1u.htm>.

	Block 1003, Block Group 1, Census Tract 1212.10, Los Angeles County, California	Block 1004, Block Group 1, Census Tract 1212.10, Los Angeles County, California	Block 1005, Block Group 1, Census Tract 1212.10, Los Angeles County, California
Total:	0	25	140
Hispanic or Latino	0	20	104
Not Hispanic or Latino:	0	5	36
Population of one race:	0	5	31
White alone	0	2	22
Black or African American alone	0	3	1
American Indian and Alaska Native alone	0	0	0
Asian alone	0	0	8
Native Hawaiian and Other Pacific Islander alone	0	0	0
Some other race alone	0	0	0
Population of two or more races:	0	0	5
Population of two races:	0	0	5
White; Black or African American	0	0	0
White; American Indian and Alaska Native	0	0	0
White; Asian	0	0	0
White; Native Hawaiian and Other Pacific Islander	0	0	0
White; Some other race	0	0	4
Black or African American; American Indian and Alaska Native	0	0	0
Black or African American; Asian	0	0	0
Black or African American; Native Hawaiian and Other Pacific Islander	0	0	0
Black or African American; Some other race	0	0	0
American Indian and Alaska Native; Asian	0	0	0
American Indian and Alaska Native; Native Hawaiian and Other Pacific Islander	0	0	0
American Indian and Alaska Native; Some other race	0	0	0
Asian; Native Hawaiian and Other Pacific Islander	0	0	1
Asian; Some other race	0	0	0
Native Hawaiian and Other Pacific Islander; Some other race	0	0	0
Population of three races:	0	0	0
White; Black or African American; American Indian and Alaska Native	0	0	0
White; Black or African American; Asian	0	0	0
White; Black or African American; Native Hawaiian and Other Pacific Islander	0	0	0
White; Black or African American; Some other race	0	0	0
White; American Indian and Alaska Native; Asian	0	0	0
White; American Indian and Alaska Native; Native Hawaiian and Other Pacific Islander	0	0	0
White; American Indian and Alaska Native; Some other race	0	0	0
White; Asian; Native Hawaiian and Other Pacific Islander	0	0	0
White; Asian; Some other race	0	0	0
White; Native Hawaiian and Other Pacific Islander; Some other race	0	0	0
Black or African American; American Indian and Alaska Native; Asian	0	0	0
Black or African American; American Indian and Alaska Native; Native Hawaiian and Other Pacific Islander	0	0	0
Black or African American; American Indian and Alaska Native; Some other race	0	0	0
Black or African American; Asian; Native Hawaiian and Other Pacific Islander	0	0	0

# U.S. Census Bureau

## American FactFinder

### P4. HISPANIC OR LATINO, AND NOT HISPANIC OR LATINO BY RACE [73] - Universe: Total population

Data Set: Census 2000 Summary File 1 (SF 1) 100-Percent Data

NOTE: For information on confidentiality protection, nonsampling error, and definitions, see <http://factfinder.census.gov/home/en/datanotes/expsf1u.htm>.

	Block 1006, Block Group 1, Census Tract 1212.10, Los Angeles County, California	Block 1007, Block Group 1, Census Tract 1212.10, Los Angeles County, California	Block 1008, Block Group 1, Census Tract 1212.10, Los Angeles County, California
Total:	70	46	10
Hispanic or Latino	33	44	10
Not Hispanic or Latino:	37	2	0
Population of one race:	34	2	0
White alone	12	2	0
Black or African American alone	0	0	0
American Indian and Alaska Native alone	0	0	0
Asian alone	19	0	0
Native Hawaiian and Other Pacific Islander alone	1	0	0
Some other race alone	2	0	0
Population of two or more races:	3	0	0
Population of two races:	3	0	0
White; Black or African American	2	0	0
White; American Indian and Alaska Native	0	0	0
White; Asian	0	0	0
White; Native Hawaiian and Other Pacific Islander	0	0	0
White; Some other race	1	0	0
Black or African American; American Indian and Alaska Native	0	0	0
Black or African American; Asian	0	0	0
Black or African American; Native Hawaiian and Other Pacific Islander	0	0	0
Black or African American; Some other race	0	0	0
American Indian and Alaska Native; Asian	0	0	0
American Indian and Alaska Native; Native Hawaiian and Other Pacific Islander	0	0	0
American Indian and Alaska Native; Some other race	0	0	0
Asian; Native Hawaiian and Other Pacific Islander	0	0	0
Asian; Some other race	0	0	0
Native Hawaiian and Other Pacific Islander; Some other race	0	0	0
Population of three races:	0	0	0
White; Black or African American; American Indian and Alaska Native	0	0	0
White; Black or African American; Asian	0	0	0
White; Black or African American; Native Hawaiian and Other Pacific Islander	0	0	0
White; Black or African American; Some other race	0	0	0
White; American Indian and Alaska Native; Asian	0	0	0
White; American Indian and Alaska Native; Native Hawaiian and Other Pacific Islander	0	0	0
White; American Indian and Alaska Native; Some other race	0	0	0
White; Asian; Native Hawaiian and Other Pacific Islander	0	0	0
White; Asian; Some other race	0	0	0
White; Native Hawaiian and Other Pacific Islander; Some other race	0	0	0
Black or African American; American Indian and Alaska Native; Asian	0	0	0
Black or African American; American Indian and Alaska Native; Native Hawaiian and Other Pacific Islander	0	0	0
Black or African American; American Indian and Alaska Native; Some other race	0	0	0
Black or African American; Asian; Native Hawaiian and Other Pacific Islander	0	0	0

## U.S. Census Bureau

## American FactFinder

## P4. HISPANIC OR LATINO, AND NOT HISPANIC OR LATINO BY RACE [73] - Universe: Total population

Data Set: Census 2000 Summary File 1 (SF 1) 100-Percent Data

NOTE: For information on confidentiality protection, nonsampling error, and definitions, see <http://factfinder.census.gov/home/en/datanotes/expsf1u.htm>.

	Block 1009, Block Group 1, Census Tract 1212.10, Los Angeles County, California	Block 1010, Block Group 1, Census Tract 1212.10, Los Angeles County, California	Block 1011, Block Group 1, Census Tract 1212.10, Los Angeles County, California
Total:	126	0	0
Hispanic or Latino	79	0	0
Not Hispanic or Latino:	47	0	0
Population of one race:	40	0	0
White alone	21	0	0
Black or African American alone	6	0	0
American Indian and Alaska Native alone	0	0	0
Asian alone	13	0	0
Native Hawaiian and Other Pacific Islander alone	0	0	0
Some other race alone	0	0	0
Population of two or more races:	7	0	0
Population of two races:	7	0	0
White; Black or African American	0	0	0
White; American Indian and Alaska Native	0	0	0
White; Asian	0	0	0
White; Native Hawaiian and Other Pacific Islander	0	0	0
White; Some other race	6	0	0
Black or African American; American Indian and Alaska Native	0	0	0
Black or African American; Asian	1	0	0
Black or African American; Native Hawaiian and Other Pacific Islander	0	0	0
Black or African American; Some other race	0	0	0
American Indian and Alaska Native; Asian	0	0	0
American Indian and Alaska Native; Native Hawaiian and Other Pacific Islander	0	0	0
American Indian and Alaska Native; Some other race	0	0	0
Asian; Native Hawaiian and Other Pacific Islander	0	0	0
Asian; Some other race	0	0	0
Native Hawaiian and Other Pacific Islander; Some other race	0	0	0
Population of three races:	0	0	0
White; Black or African American; American Indian and Alaska Native	0	0	0
White; Black or African American; Asian	0	0	0
White; Black or African American; Native Hawaiian and Other Pacific Islander	0	0	0
White; Black or African American; Some other race	0	0	0
White; American Indian and Alaska Native; Asian	0	0	0
White; American Indian and Alaska Native; Native Hawaiian and Other Pacific Islander	0	0	0
White; American Indian and Alaska Native; Some other race	0	0	0
White; Asian; Native Hawaiian and Other Pacific Islander	0	0	0
White; Asian; Some other race	0	0	0
White; Native Hawaiian and Other Pacific Islander; Some other race	0	0	0
Black or African American; American Indian and Alaska Native; Asian	0	0	0
Black or African American; American Indian and Alaska Native; Native Hawaiian and Other Pacific Islander	0	0	0
Black or African American; American Indian and Alaska Native; Some other race	0	0	0
Black or African American; Asian; Native Hawaiian and Other Pacific Islander	0	0	0




**P4. HISPANIC OR LATINO, AND NOT HISPANIC OR LATINO BY RACE [73] - Universe: Total population**

Data Set: Census 2000 Summary File 1 (SF 1) 100-Percent Data

NOTE: For information on confidentiality protection, nonsampling error, and definitions, see <http://factfinder.census.gov/home/en/datanotes/expsf1u.htm>.

	Block 1012, Block Group 1, Census Tract 1212.10, Los Angeles County, California	Block 1013, Block Group 1, Census Tract 1212.10, Los Angeles County, California	Block 1014, Block Group 1, Census Tract 1212.10, Los Angeles County, California
Total:	209	90	109
Hispanic or Latino	155	59	66
Not Hispanic or Latino:	54	31	43
Population of one race:	53	31	41
White alone	33	14	26
Black or African American alone	12	0	1
American Indian and Alaska Native alone	4	0	0
Asian alone	4	17	14
Native Hawaiian and Other Pacific Islander alone	0	0	0
Some other race alone	0	0	0
Population of two or more races:	1	0	2
Population of two races:	1	0	2
White; Black or African American	0	0	0
White; American Indian and Alaska Native	1	0	0
White; Asian	0	0	0
White; Native Hawaiian and Other Pacific Islander	0	0	0
White; Some other race	0	0	0
Black or African American; American Indian and Alaska Native	0	0	0
Black or African American; Asian	0	0	2
Black or African American; Native Hawaiian and Other Pacific Islander	0	0	0
Black or African American; Some other race	0	0	0
American Indian and Alaska Native; Asian	0	0	0
American Indian and Alaska Native; Native Hawaiian and Other Pacific Islander	0	0	0
American Indian and Alaska Native; Some other race	0	0	0
Asian; Native Hawaiian and Other Pacific Islander	0	0	0
Asian; Some other race	0	0	0
Native Hawaiian and Other Pacific Islander; Some other race	0	0	0
Population of three races:	0	0	0
White; Black or African American; American Indian and Alaska Native	0	0	0
White; Black or African American; Asian	0	0	0
White; Black or African American; Native Hawaiian and Other Pacific Islander	0	0	0
White; Black or African American; Some other race	0	0	0
White; American Indian and Alaska Native; Asian	0	0	0
White; American Indian and Alaska Native; Native Hawaiian and Other Pacific Islander	0	0	0
White; American Indian and Alaska Native; Some other race	0	0	0
White; Asian; Native Hawaiian and Other Pacific Islander	0	0	0
White; Asian; Some other race	0	0	0
White; Native Hawaiian and Other Pacific Islander; Some other race	0	0	0
Black or African American; American Indian and Alaska Native; Asian	0	0	0
Black or African American; American Indian and Alaska Native; Native Hawaiian and Other Pacific Islander	0	0	0
Black or African American; American Indian and Alaska Native; Some other race	0	0	0
Black or African American; Asian; Native Hawaiian and Other Pacific Islander	0	0	0



**P4. HISPANIC OR LATINO, AND NOT HISPANIC OR LATINO BY RACE [73] - Universe: Total population**

Data Set: Census 2000 Summary File 1 (SF 1) 100-Percent Data

NOTE: For information on confidentiality protection, nonsampling error, and definitions, see <http://factfinder.census.gov/home/en/datanotes/expsf1u.htm>.

	<b>Block 1015, Block Group 1, Census Tract 1212.10, Los Angeles County, California</b>	<b>Block 1016, Block Group 1, Census Tract 1212.10, Los Angeles County, California</b>	<b>Block 1017, Block Group 1, Census Tract 1212.10, Los Angeles County, California</b>
<b>Total:</b>	117	108	128
Hispanic or Latino	51	50	58
Not Hispanic or Latino:	66	58	70
Population of one race:	62	54	69
White alone	31	32	43
Black or African American alone	0	4	0
American Indian and Alaska Native alone	4	0	4
Asian alone	27	18	22
Native Hawaiian and Other Pacific Islander alone	0	0	0
Some other race alone	0	0	0
Population of two or more races:	4	4	1
Population of two races:	4	4	1
White; Black or African American	0	0	0
White; American Indian and Alaska Native	3	0	0
White; Asian	0	0	0
White; Native Hawaiian and Other Pacific Islander	0	0	0
White; Some other race	0	0	1
Black or African American; American Indian and Alaska Native	0	0	0
Black or African American; Asian	0	0	0
Black or African American; Native Hawaiian and Other Pacific Islander	0	0	0
Black or African American; Some other race	0	0	0
American Indian and Alaska Native; Asian	0	0	0
American Indian and Alaska Native; Native Hawaiian and Other Pacific Islander	0	0	0
American Indian and Alaska Native; Some other race	0	0	0
Asian; Native Hawaiian and Other Pacific Islander	0	0	0
Asian; Some other race	1	4	0
Native Hawaiian and Other Pacific Islander; Some other race	0	0	0
Population of three races:	0	0	0
White; Black or African American; American Indian and Alaska Native	0	0	0
White; Black or African American; Asian	0	0	0
White; Black or African American; Native Hawaiian and Other Pacific Islander	0	0	0
White; Black or African American; Some other race	0	0	0
White; American Indian and Alaska Native; Asian	0	0	0
White; American Indian and Alaska Native; Native Hawaiian and Other Pacific Islander	0	0	0
White; American Indian and Alaska Native; Some other race	0	0	0
White; Asian; Native Hawaiian and Other Pacific Islander	0	0	0
White; Asian; Some other race	0	0	0
White; Native Hawaiian and Other Pacific Islander; Some other race	0	0	0
Black or African American; American Indian and Alaska Native; Asian	0	0	0
Black or African American; American Indian and Alaska Native; Native Hawaiian and Other Pacific Islander	0	0	0
Black or African American; American Indian and Alaska Native; Some other race	0	0	0
Black or African American; Asian; Native Hawaiian and Other Pacific Islander	0	0	0

# U.S. Census Bureau

## American FactFinder

### P4. HISPANIC OR LATINO, AND NOT HISPANIC OR LATINO BY RACE [73] - Universe: Total population

Data Set: Census 2000 Summary File 1 (SF 1) 100-Percent Data

NOTE: For information on confidentiality protection, nonsampling error, and definitions, see <http://factfinder.census.gov/home/en/datanotes/expsf1u.htm>.

	Block 1018, Block Group 1, Census Tract 1212.10, Los Angeles County, California	Block 1019, Block Group 1, Census Tract 1212.10, Los Angeles County, California	Block 1020, Block Group 1, Census Tract 1212.10, Los Angeles County, California
Total:	180	107	81
Hispanic or Latino	112	65	38
Not Hispanic or Latino:	68	42	43
Population of one race:	64	38	42
White alone	27	11	23
Black or African American alone	0	0	0
American Indian and Alaska Native alone	0	0	0
Asian alone	37	27	19
Native Hawaiian and Other Pacific Islander alone	0	0	0
Some other race alone	0	0	0
Population of two or more races:	4	4	1
Population of two races:	4	4	1
White; Black or African American	0	4	0
White; American Indian and Alaska Native	0	0	0
White; Asian	3	0	1
White; Native Hawaiian and Other Pacific Islander	0	0	0
White; Some other race	0	0	0
Black or African American; American Indian and Alaska Native	0	0	0
Black or African American; Asian	0	0	0
Black or African American; Native Hawaiian and Other Pacific Islander	0	0	0
Black or African American; Some other race	0	0	0
American Indian and Alaska Native; Asian	0	0	0
American Indian and Alaska Native; Native Hawaiian and Other Pacific Islander	0	0	0
American Indian and Alaska Native; Some other race	0	0	0
Asian; Native Hawaiian and Other Pacific Islander	0	0	0
Asian; Some other race	1	0	0
Native Hawaiian and Other Pacific Islander; Some other race	0	0	0
Population of three races:	0	0	0
White; Black or African American; American Indian and Alaska Native	0	0	0
White; Black or African American; Asian	0	0	0
White; Black or African American; Native Hawaiian and Other Pacific Islander	0	0	0
White; Black or African American; Some other race	0	0	0
White; American Indian and Alaska Native; Asian	0	0	0
White; American Indian and Alaska Native; Native Hawaiian and Other Pacific Islander	0	0	0
White; American Indian and Alaska Native; Some other race	0	0	0
White; Asian; Native Hawaiian and Other Pacific Islander	0	0	0
White; Asian; Some other race	0	0	0
White; Native Hawaiian and Other Pacific Islander; Some other race	0	0	0
Black or African American; American Indian and Alaska Native; Asian	0	0	0
Black or African American; American Indian and Alaska Native; Native Hawaiian and Other Pacific Islander	0	0	0
Black or African American; American Indian and Alaska Native; Some other race	0	0	0
Black or African American; Asian; Native Hawaiian and Other Pacific Islander	0	0	0



**U.S. Census Bureau**  
**American FactFinder**

**P4. HISPANIC OR LATINO, AND NOT HISPANIC OR LATINO BY RACE [73] - Universe: Total population**

Data Set: **Census 2000 Summary File 1 (SF 1) 100-Percent Data**

NOTE: For information on confidentiality protection, nonsampling error, and definitions, see <http://factfinder.census.gov/home/en/datanotes/expsf1u.htm>.

	<b>Block 1021, Block Group 1, Census Tract 1212.10, Los Angeles County, California</b>	<b>Block 1022, Block Group 1, Census Tract 1212.10, Los Angeles County, California</b>	<b>Block 1023, Block Group 1, Census Tract 1212.10, Los Angeles County, California</b>
Total:	0	169	3
Hispanic or Latino	0	120	3
Not Hispanic or Latino:	0	49	0
Population of one race:	0	48	0
White alone	0	44	0
Black or African American alone	0	0	0
American Indian and Alaska Native alone	0	0	0
Asian alone	0	4	0
Native Hawaiian and Other Pacific Islander alone	0	0	0
Some other race alone	0	0	0
Population of two or more races:	0	1	0
Population of two races:	0	1	0
White; Black or African American	0	0	0
White; American Indian and Alaska Native	0	0	0
White; Asian	0	0	0
White; Native Hawaiian and Other Pacific Islander	0	1	0
White; Some other race	0	0	0
Black or African American; American Indian and Alaska Native	0	0	0
Black or African American; Asian	0	0	0
Black or African American; Native Hawaiian and Other Pacific Islander	0	0	0
Black or African American; Some other race	0	0	0
American Indian and Alaska Native; Asian	0	0	0
American Indian and Alaska Native; Native Hawaiian and Other Pacific Islander	0	0	0
American Indian and Alaska Native; Some other race	0	0	0
Asian; Native Hawaiian and Other Pacific Islander	0	0	0
Asian; Some other race	0	0	0
Native Hawaiian and Other Pacific Islander; Some other race	0	0	0
Population of three races:	0	0	0
White; Black or African American; American Indian and Alaska Native	0	0	0
White; Black or African American; Asian	0	0	0
White; Black or African American; Native Hawaiian and Other Pacific Islander	0	0	0
White; Black or African American; Some other race	0	0	0
White; American Indian and Alaska Native; Asian	0	0	0
White; American Indian and Alaska Native; Native Hawaiian and Other Pacific Islander	0	0	0
White; American Indian and Alaska Native; Some other race	0	0	0
White; Asian; Native Hawaiian and Other Pacific Islander	0	0	0
White; Asian; Some other race	0	0	0
White; Native Hawaiian and Other Pacific Islander; Some other race	0	0	0
Black or African American; American Indian and Alaska Native; Asian	0	0	0
Black or African American; American Indian and Alaska Native; Native Hawaiian and Other Pacific Islander	0	0	0
Black or African American; American Indian and Alaska Native; Some other race	0	0	0
Black or African American; Asian; Native Hawaiian and Other Pacific Islander	0	0	0

# U.S. Census Bureau

## American FactFinder

### P4. HISPANIC OR LATINO, AND NOT HISPANIC OR LATINO BY RACE [73] - Universe: Total population

Data Set: Census 2000 Summary File 1 (SF 1) 100-Percent Data

NOTE: For information on confidentiality protection, nonsampling error, and definitions, see <http://factfinder.census.gov/home/en/datanotes/expsf1u.htm>.

	Block 2009, Block Group 2, Census Tract 1221.10, Los Angeles County, California	Block 2010, Block Group 2, Census Tract 1221.10, Los Angeles County, California	Block 2011, Block Group 2, Census Tract 1221.10, Los Angeles County, California
Total:	6	95	109
Hispanic or Latino	0	92	103
Not Hispanic or Latino:	6	3	6
Population of one race:	6	3	6
White alone	6	3	1
Black or African American alone	0	0	5
American Indian and Alaska Native alone	0	0	0
Asian alone	0	0	0
Native Hawaiian and Other Pacific Islander alone	0	0	0
Some other race alone	0	0	0
Population of two or more races:	0	0	0
Population of two races:	0	0	0
White; Black or African American	0	0	0
White; American Indian and Alaska Native	0	0	0
White; Asian	0	0	0
White; Native Hawaiian and Other Pacific Islander	0	0	0
White; Some other race	0	0	0
Black or African American; American Indian and Alaska Native	0	0	0
Black or African American; Asian	0	0	0
Black or African American; Native Hawaiian and Other Pacific Islander	0	0	0
Black or African American; Some other race	0	0	0
American Indian and Alaska Native; Asian	0	0	0
American Indian and Alaska Native; Native Hawaiian and Other Pacific Islander	0	0	0
American Indian and Alaska Native; Some other race	0	0	0
Asian; Native Hawaiian and Other Pacific Islander	0	0	0
Asian; Some other race	0	0	0
Native Hawaiian and Other Pacific Islander; Some other race	0	0	0
Population of three races:	0	0	0
White; Black or African American; American Indian and Alaska Native	0	0	0
White; Black or African American; Asian	0	0	0
White; Black or African American; Native Hawaiian and Other Pacific Islander	0	0	0
White; Black or African American; Some other race	0	0	0
White; American Indian and Alaska Native; Asian	0	0	0
White; American Indian and Alaska Native; Native Hawaiian and Other Pacific Islander	0	0	0
White; American Indian and Alaska Native; Some other race	0	0	0
White; Asian; Native Hawaiian and Other Pacific Islander	0	0	0
White; Asian; Some other race	0	0	0
White; Native Hawaiian and Other Pacific Islander; Some other race	0	0	0
Black or African American; American Indian and Alaska Native; Asian	0	0	0
Black or African American; American Indian and Alaska Native; Native Hawaiian and Other Pacific Islander	0	0	0
Black or African American; American Indian and Alaska Native; Some other race	0	0	0
Black or African American; Asian; Native Hawaiian and Other Pacific Islander	0	0	0

# U.S. Census Bureau

## American FactFinder

### P4. HISPANIC OR LATINO, AND NOT HISPANIC OR LATINO BY RACE [73] - Universe: Total population

Data Set: Census 2000 Summary File 1 (SF 1) 100-Percent Data

NOTE: For information on confidentiality protection, nonsampling error, and definitions, see <http://factfinder.census.gov/home/en/datanotes/expsf1u.htm>.

	Block 2012, Block Group 2, Census Tract 1221.10, Los Angeles County, California	Block 2013, Block Group 2, Census Tract 1221.10, Los Angeles County, California	Block 2014, Block Group 2, Census Tract 1221.10, Los Angeles County, California
Total:	9	6	60
Hispanic or Latino	3	6	57
Not Hispanic or Latino:	6	0	3
Population of one race:	5	0	0
White alone	1	0	0
Black or African American alone	0	0	0
American Indian and Alaska Native alone	0	0	0
Asian alone	0	0	0
Native Hawaiian and Other Pacific Islander alone	0	0	0
Some other race alone	4	0	0
Population of two or more races:	1	0	3
Population of two races:	1	0	3
White; Black or African American	0	0	0
White; American Indian and Alaska Native	0	0	0
White; Asian	0	0	0
White; Native Hawaiian and Other Pacific Islander	0	0	0
White; Some other race	0	0	3
Black or African American; American Indian and Alaska Native	0	0	0
Black or African American; Asian	0	0	0
Black or African American; Native Hawaiian and Other Pacific Islander	0	0	0
Black or African American; Some other race	0	0	0
American Indian and Alaska Native; Asian	0	0	0
American Indian and Alaska Native; Native Hawaiian and Other Pacific Islander	0	0	0
American Indian and Alaska Native; Some other race	0	0	0
Asian; Native Hawaiian and Other Pacific Islander	0	0	0
Asian; Some other race	1	0	0
Native Hawaiian and Other Pacific Islander; Some other race	0	0	0
Population of three races:	0	0	0
White; Black or African American; American Indian and Alaska Native	0	0	0
White; Black or African American; Asian	0	0	0
White; Black or African American; Native Hawaiian and Other Pacific Islander	0	0	0
White; Black or African American; Some other race	0	0	0
White; American Indian and Alaska Native; Asian	0	0	0
White; American Indian and Alaska Native; Native Hawaiian and Other Pacific Islander	0	0	0
White; American Indian and Alaska Native; Some other race	0	0	0
White; Asian; Native Hawaiian and Other Pacific Islander	0	0	0
White; Asian; Some other race	0	0	0
White; Native Hawaiian and Other Pacific Islander; Some other race	0	0	0
Black or African American; American Indian and Alaska Native; Asian	0	0	0
Black or African American; American Indian and Alaska Native; Native Hawaiian and Other Pacific Islander	0	0	0
Black or African American; American Indian and Alaska Native; Some other race	0	0	0
Black or African American; Asian; Native Hawaiian and Other Pacific Islander	0	0	0

# U.S. Census Bureau

## American FactFinder

### P4. HISPANIC OR LATINO, AND NOT HISPANIC OR LATINO BY RACE [73] - Universe: Total population

Data Set: Census 2000 Summary File 1 (SF 1) 100-Percent Data

NOTE: For information on confidentiality protection, nonsampling error, and definitions, see <http://factfinder.census.gov/home/en/datanotes/expsf1u.htm>.

	Block 2015, Block Group 2, Census Tract 1221.10, Los Angeles County, California	Block 2016, Block Group 2, Census Tract 1221.10, Los Angeles County, California
Total:	143	73
Hispanic or Latino	130	68
Not Hispanic or Latino:	13	5
Population of one race:	13	5
White alone	13	5
Black or African American alone	0	0
American Indian and Alaska Native alone	0	0
Asian alone	0	0
Native Hawaiian and Other Pacific Islander alone	0	0
Some other race alone	0	0
Population of two or more races:	0	0
Population of two races:	0	0
White; Black or African American	0	0
White; American Indian and Alaska Native	0	0
White; Asian	0	0
White; Native Hawaiian and Other Pacific Islander	0	0
White; Some other race	0	0
Black or African American; American Indian and Alaska Native	0	0
Black or African American; Asian	0	0
Black or African American; Native Hawaiian and Other Pacific Islander	0	0
Black or African American; Some other race	0	0
American Indian and Alaska Native; Asian	0	0
American Indian and Alaska Native; Native Hawaiian and Other Pacific Islander	0	0
American Indian and Alaska Native; Some other race	0	0
Asian; Native Hawaiian and Other Pacific Islander	0	0
Asian; Some other race	0	0
Native Hawaiian and Other Pacific Islander; Some other race	0	0
Population of three races:	0	0
White; Black or African American; American Indian and Alaska Native	0	0
White; Black or African American; Asian	0	0
White; Black or African American; Native Hawaiian and Other Pacific Islander	0	0
White; Black or African American; Some other race	0	0
White; American Indian and Alaska Native; Asian	0	0
White; American Indian and Alaska Native; Native Hawaiian and Other Pacific Islander	0	0
White; American Indian and Alaska Native; Some other race	0	0
White; Asian; Native Hawaiian and Other Pacific Islander	0	0
White; Asian; Some other race	0	0
White; Native Hawaiian and Other Pacific Islander; Some other race	0	0
Black or African American; American Indian and Alaska Native; Asian	0	0
Black or African American; American Indian and Alaska Native; Native Hawaiian and Other Pacific Islander	0	0
Black or African American; American Indian and Alaska Native; Some other race	0	0
Black or African American; Asian; Native Hawaiian and Other Pacific Islander	0	0
Black or African American; Asian;Some other race	0	0



**P4. HISPANIC OR LATINO, AND NOT HISPANIC OR LATINO BY RACE [73] - Universe: Total population**

Data Set: Census 2000 Summary File 1 (SF 1) 100-Percent Data

NOTE: For information on confidentiality protection, nonsampling error, and definitions, see <http://factfinder.census.gov/home/en/datanotes/expsf1u.htm>.

	Block 2003, Block Group 2, Census Tract 1221.10, Los Angeles County, California	Block 2004, Block Group 2, Census Tract 1221.10, Los Angeles County, California	Block 2005, Block Group 2, Census Tract 1221.10, Los Angeles County, California
Total:	11	0	5
Hispanic or Latino	8	0	5
Not Hispanic or Latino:	3	0	0
Population of one race:	3	0	0
White alone	3	0	0
Black or African American alone	0	0	0
American Indian and Alaska Native alone	0	0	0
Asian alone	0	0	0
Native Hawaiian and Other Pacific Islander alone	0	0	0
Some other race alone	0	0	0
Population of two or more races:	0	0	0
Population of two races:	0	0	0
White; Black or African American	0	0	0
White; American Indian and Alaska Native	0	0	0
White; Asian	0	0	0
White; Native Hawaiian and Other Pacific Islander	0	0	0
White; Some other race	0	0	0
Black or African American; American Indian and Alaska Native	0	0	0
Black or African American; Asian	0	0	0
Black or African American; Native Hawaiian and Other Pacific Islander	0	0	0
Black or African American; Some other race	0	0	0
American Indian and Alaska Native; Asian	0	0	0
American Indian and Alaska Native; Native Hawaiian and Other Pacific Islander	0	0	0
American Indian and Alaska Native; Some other race	0	0	0
Asian; Native Hawaiian and Other Pacific Islander	0	0	0
Asian; Some other race	0	0	0
Native Hawaiian and Other Pacific Islander; Some other race	0	0	0
Population of three races:	0	0	0
White; Black or African American; American Indian and Alaska Native	0	0	0
White; Black or African American; Asian	0	0	0
White; Black or African American; Native Hawaiian and Other Pacific Islander	0	0	0
White; Black or African American; Some other race	0	0	0
White; American Indian and Alaska Native; Asian	0	0	0
White; American Indian and Alaska Native; Native Hawaiian and Other Pacific Islander	0	0	0
White; American Indian and Alaska Native; Some other race	0	0	0
White; Asian; Native Hawaiian and Other Pacific Islander	0	0	0
White; Asian; Some other race	0	0	0
White; Native Hawaiian and Other Pacific Islander; Some other race	0	0	0
Black or African American; American Indian and Alaska Native; Asian	0	0	0
Black or African American; American Indian and Alaska Native; Native Hawaiian and Other Pacific Islander	0	0	0
Black or African American; American Indian and Alaska Native; Some other race	0	0	0
Black or African American; Asian; Native Hawaiian and Other Pacific Islander	0	0	0

## U.S. Census Bureau

## American FactFinder

## P4. HISPANIC OR LATINO, AND NOT HISPANIC OR LATINO BY RACE [73] - Universe: Total population

Data Set: Census 2000 Summary File 1 (SF 1) 100-Percent Data

NOTE: For information on confidentiality protection, nonsampling error, and definitions, see <http://factfinder.census.gov/home/en/datanotes/expsf1u.htm>.

	Block 1024, Block Group 1, Census Tract 1212.10, Los Angeles County, California	Block 1025, Block Group 1, Census Tract 1212.10, Los Angeles County, California	Block 1026, Block Group 1, Census Tract 1212.10, Los Angeles County, California
Total:	1	0	99
Hispanic or Latino	1	0	70
Not Hispanic or Latino:	0	0	29
Population of one race:	0	0	29
White alone	0	0	13
Black or African American alone	0	0	1
American Indian and Alaska Native alone	0	0	0
Asian alone	0	0	15
Native Hawaiian and Other Pacific Islander alone	0	0	0
Some other race alone	0	0	0
Population of two or more races:	0	0	0
Population of two races:	0	0	0
White; Black or African American	0	0	0
White; American Indian and Alaska Native	0	0	0
White; Asian	0	0	0
White; Native Hawaiian and Other Pacific Islander	0	0	0
White; Some other race	0	0	0
Black or African American; American Indian and Alaska Native	0	0	0
Black or African American; Asian	0	0	0
Black or African American; Native Hawaiian and Other Pacific Islander	0	0	0
Black or African American; Some other race	0	0	0
American Indian and Alaska Native; Asian	0	0	0
American Indian and Alaska Native; Native Hawaiian and Other Pacific Islander	0	0	0
American Indian and Alaska Native; Some other race	0	0	0
Asian; Native Hawaiian and Other Pacific Islander	0	0	0
Asian; Some other race	0	0	0
Native Hawaiian and Other Pacific Islander; Some other race	0	0	0
Population of three races:	0	0	0
White; Black or African American; American Indian and Alaska Native	0	0	0
White; Black or African American; Asian	0	0	0
White; Black or African American; Native Hawaiian and Other Pacific Islander	0	0	0
White; Black or African American; Some other race	0	0	0
White; American Indian and Alaska Native; Asian	0	0	0
White; American Indian and Alaska Native; Native Hawaiian and Other Pacific Islander	0	0	0
White; American Indian and Alaska Native; Some other race	0	0	0
White; Asian; Native Hawaiian and Other Pacific Islander	0	0	0
White; Asian; Some other race	0	0	0
White; Native Hawaiian and Other Pacific Islander; Some other race	0	0	0
Black or African American; American Indian and Alaska Native; Asian	0	0	0
Black or African American; American Indian and Alaska Native; Native Hawaiian and Other Pacific Islander	0	0	0
Black or African American; American Indian and Alaska Native; Some other race	0	0	0
Black or African American; Asian; Native Hawaiian and Other Pacific Islander	0	0	0



**P4. HISPANIC OR LATINO, AND NOT HISPANIC OR LATINO BY RACE [73] - Universe: Total population**

Data Set: Census 2000 Summary File 1 (SF 1) 100-Percent Data

NOTE: For information on confidentiality protection, nonsampling error, and definitions, see <http://factfinder.census.gov/home/en/datanotes/expsf1u.htm>.

	<b>Block 1027, Block Group 1, Census Tract 1212.10, Los Angeles County, California</b>
Total:	90
Hispanic or Latino	61
Not Hispanic or Latino:	29
Population of one race:	26
White alone	8
Black or African American alone	5
American Indian and Alaska Native alone	0
Asian alone	13
Native Hawaiian and Other Pacific Islander alone	0
Some other race alone	0
Population of two or more races:	3
Population of two races:	3
White; Black or African American	0
White; American Indian and Alaska Native	0
White; Asian	2
White; Native Hawaiian and Other Pacific Islander	0
White; Some other race	0
Black or African American; American Indian and Alaska Native	0
Black or African American; Asian	1
Black or African American; Native Hawaiian and Other Pacific Islander	0
Black or African American; Some other race	0
American Indian and Alaska Native; Asian	0
American Indian and Alaska Native; Native Hawaiian and Other Pacific Islander	0
American Indian and Alaska Native; Some other race	0
Asian; Native Hawaiian and Other Pacific Islander	0
Asian; Some other race	0
Native Hawaiian and Other Pacific Islander; Some other race	0
Population of three races:	0
White; Black or African American; American Indian and Alaska Native	0
White; Black or African American; Asian	0
White; Black or African American; Native Hawaiian and Other Pacific Islander	0
White; Black or African American; Some other race	0
White; American Indian and Alaska Native; Asian	0
White; American Indian and Alaska Native; Native Hawaiian and Other Pacific Islander	0
White; American Indian and Alaska Native; Some other race	0
White; Asian; Native Hawaiian and Other Pacific Islander	0
White; Asian; Some other race	0
White; Native Hawaiian and Other Pacific Islander; Some other race	0
Black or African American; American Indian and Alaska Native; Asian	0
Black or African American; American Indian and Alaska Native; Native Hawaiian and Other Pacific Islander	0
Black or African American; American Indian and Alaska Native; Some other race	0
Black or African American; Asian; Native Hawaiian and Other Pacific Islander	0
Black or African American; Asian; Some other race	0
Black or African American; Native Hawaiian and Other Pacific Islander; Some other race	0

**U.S. Census Bureau**  
**American FactFinder**

**P4. HISPANIC OR LATINO, AND NOT HISPANIC OR LATINO BY RACE [73] - Universe: Total population**

Data Set: Census 2000 Summary File 1 (SF 1) 100-Percent Data

NOTE: For information on confidentiality protection, nonsampling error, and definitions, see <http://factfinder.census.gov/home/en/datanotes/expsf1u.htm>.

	Block 2000, Block Group 2, Census Tract 1212.10, Los Angeles County, California	Block 2001, Block Group 2, Census Tract 1212.10, Los Angeles County, California	Block 2002, Block Group 2, Census Tract 1212.10, Los Angeles County, California
Total:	856	1,580	0
Hispanic or Latino	817	1,410	0
Not Hispanic or Latino:	39	170	0
Population of one race:	39	160	0
White alone	14	87	0
Black or African American alone	11	60	0
American Indian and Alaska Native alone	1	3	0
Asian alone	13	10	0
Native Hawaiian and Other Pacific Islander alone	0	0	0
Some other race alone	0	0	0
Population of two or more races:	0	10	0
Population of two races:	0	10	0
White; Black or African American	0	3	0
White; American Indian and Alaska Native	0	3	0
White; Asian	0	0	0
White; Native Hawaiian and Other Pacific Islander	0	0	0
White; Some other race	0	4	0
Black or African American; American Indian and Alaska Native	0	0	0
Black or African American; Asian	0	0	0
Black or African American; Native Hawaiian and Other Pacific Islander	0	0	0
Black or African American; Some other race	0	0	0
American Indian and Alaska Native; Asian	0	0	0
American Indian and Alaska Native; Native Hawaiian and Other Pacific Islander	0	0	0
American Indian and Alaska Native; Some other race	0	0	0
Asian; Native Hawaiian and Other Pacific Islander	0	0	0
Asian; Some other race	0	0	0
Native Hawaiian and Other Pacific Islander; Some other race	0	0	0
Population of three races:	0	0	0
White; Black or African American; American Indian and Alaska Native	0	0	0
White; Black or African American; Asian	0	0	0
White; Black or African American; Native Hawaiian and Other Pacific Islander	0	0	0
White; Black or African American; Some other race	0	0	0
White; American Indian and Alaska Native; Asian	0	0	0
White; American Indian and Alaska Native; Native Hawaiian and Other Pacific Islander	0	0	0
White; American Indian and Alaska Native; Some other race	0	0	0
White; Asian; Native Hawaiian and Other Pacific Islander	0	0	0
White; Asian; Some other race	0	0	0
White; Native Hawaiian and Other Pacific Islander; Some other race	0	0	0
Black or African American; American Indian and Alaska Native; Asian	0	0	0
Black or African American; American Indian and Alaska Native; Native Hawaiian and Other Pacific Islander	0	0	0
Black or African American; American Indian and Alaska Native; Some other race	0	0	0
Black or African American; Asian; Native Hawaiian and Other Pacific Islander	0	0	0



# U.S. Census Bureau

## American FactFinder

### P4. HISPANIC OR LATINO, AND NOT HISPANIC OR LATINO BY RACE [73] - Universe: Total population

Data Set: Census 2000 Summary File 1 (SF 1) 100-Percent Data

NOTE: For information on confidentiality protection, nonsampling error, and definitions, see <http://factfinder.census.gov/home/en/datanotes/expsf1u.htm>.

	Block 2003, Block Group 2, Census Tract 1212.10, Los Angeles County, California	Block 2004, Block Group 2, Census Tract 1212.10, Los Angeles County, California	Block 2005, Block Group 2, Census Tract 1212.10, Los Angeles County, California
Total:	8	208	134
Hispanic or Latino	3	137	86
Not Hispanic or Latino:	5	71	48
Population of one race:	5	63	42
White alone	2	16	29
Black or African American alone	0	4	0
American Indian and Alaska Native alone	0	1	1
Asian alone	3	40	12
Native Hawaiian and Other Pacific Islander alone	0	0	0
Some other race alone	0	2	0
Population of two or more races:	0	8	6
Population of two races:	0	7	6
White; Black or African American	0	0	0
White; American Indian and Alaska Native	0	2	1
White; Asian	0	0	1
White; Native Hawaiian and Other Pacific Islander	0	0	0
White; Some other race	0	1	4
Black or African American; American Indian and Alaska Native	0	0	0
Black or African American; Asian	0	0	0
Black or African American; Native Hawaiian and Other Pacific Islander	0	0	0
Black or African American; Some other race	0	0	0
American Indian and Alaska Native; Asian	0	0	0
American Indian and Alaska Native; Native Hawaiian and Other Pacific Islander	0	0	0
American Indian and Alaska Native; Some other race	0	0	0
Asian; Native Hawaiian and Other Pacific Islander	0	0	0
Asian; Some other race	0	4	0
Native Hawaiian and Other Pacific Islander; Some other race	0	0	0
Population of three races:	0	1	0
White; Black or African American; American Indian and Alaska Native	0	0	0
White; Black or African American; Asian	0	0	0
White; Black or African American; Native Hawaiian and Other Pacific Islander	0	0	0
White; Black or African American; Some other race	0	0	0
White; American Indian and Alaska Native; Asian	0	1	0
White; American Indian and Alaska Native; Native Hawaiian and Other Pacific Islander	0	0	0
White; American Indian and Alaska Native; Some other race	0	0	0
White; Asian; Native Hawaiian and Other Pacific Islander	0	0	0
White; Asian; Some other race	0	0	0
White; Native Hawaiian and Other Pacific Islander; Some other race	0	0	0
Black or African American; American Indian and Alaska Native; Asian	0	0	0
Black or African American; American Indian and Alaska Native; Native Hawaiian and Other Pacific Islander	0	0	0
Black or African American; American Indian and Alaska Native; Some other race	0	0	0
Black or African American; Asian; Native Hawaiian and Other Pacific Islander	0	0	0

## U.S. Census Bureau

## American FactFinder

## P4. HISPANIC OR LATINO, AND NOT HISPANIC OR LATINO BY RACE [73] - Universe: Total population

Data Set: Census 2000 Summary File 1 (SF 1) 100-Percent Data

NOTE: For information on confidentiality protection, nonsampling error, and definitions, see <http://factfinder.census.gov/home/en/datanotes/expsftu.htm>.

	Block 2006, Block Group 2, Census Tract 1212.10, Los Angeles County, California	Block 2007, Block Group 2, Census Tract 1212.10, Los Angeles County, California	Block 2008, Block Group 2, Census Tract 1212.10, Los Angeles County, California
Total:	86	0	73
Hispanic or Latino	65	0	40
Not Hispanic or Latino:	21	0	33
Population of one race:	21	0	32
White alone	11	0	19
Black or African American alone	0	0	0
American Indian and Alaska Native alone	0	0	0
Asian alone	10	0	13
Native Hawaiian and Other Pacific Islander alone	0	0	0
Some other race alone	0	0	0
Population of two or more races:	0	0	1
Population of two races:	0	0	1
White; Black or African American	0	0	0
White; American Indian and Alaska Native	0	0	0
White; Asian	0	0	0
White; Native Hawaiian and Other Pacific Islander	0	0	0
White; Some other race	0	0	0
Black or African American; American Indian and Alaska Native	0	0	0
Black or African American; Asian	0	0	0
Black or African American; Native Hawaiian and Other Pacific Islander	0	0	0
Black or African American; Some other race	0	0	0
American Indian and Alaska Native; Asian	0	0	0
American Indian and Alaska Native; Native Hawaiian and Other Pacific Islander	0	0	0
American Indian and Alaska Native; Some other race	0	0	0
Asian; Native Hawaiian and Other Pacific Islander	0	0	1
Asian; Some other race	0	0	0
Native Hawaiian and Other Pacific Islander; Some other race	0	0	0
Population of three races:	0	0	0
White; Black or African American; American Indian and Alaska Native	0	0	0
White; Black or African American; Asian	0	0	0
White; Black or African American; Native Hawaiian and Other Pacific Islander	0	0	0
White; Black or African American; Some other race	0	0	0
White; American Indian and Alaska Native; Asian	0	0	0
White; American Indian and Alaska Native; Native Hawaiian and Other Pacific Islander	0	0	0
White; American Indian and Alaska Native; Some other race	0	0	0
White; Asian; Native Hawaiian and Other Pacific Islander	0	0	0
White; Asian; Some other race	0	0	0
White; Native Hawaiian and Other Pacific Islander; Some other race	0	0	0
Black or African American; American Indian and Alaska Native; Asian	0	0	0
Black or African American; American Indian and Alaska Native; Native Hawaiian and Other Pacific Islander	0	0	0
Black or African American; American Indian and Alaska Native; Some other race	0	0	0
Black or African American; Asian; Native Hawaiian and Other Pacific Islander	0	0	0

**U.S. Census Bureau**  
**American FactFinder**

**P4. HISPANIC OR LATINO, AND NOT HISPANIC OR LATINO BY RACE [73] - Universe: Total population**

Data Set: Census 2000 Summary File 1 (SF 1) 100-Percent Data

NOTE: For information on confidentiality protection, nonsampling error, and definitions, see <http://factfinder.census.gov/home/en/datanotes/expsf1u.htm>.

	Block 2009, Block Group 2, Census Tract 1212.10, Los Angeles County, California	Block 2010, Block Group 2, Census Tract 1212.10, Los Angeles County, California
Total:	0	0
Hispanic or Latino	0	0
Not Hispanic or Latino:	0	0
Population of one race:	0	0
White alone	0	0
Black or African American alone	0	0
American Indian and Alaska Native alone	0	0
Asian alone	0	0
Native Hawaiian and Other Pacific Islander alone	0	0
Some other race alone	0	0
Population of two or more races:	0	0
Population of two races:	0	0
White; Black or African American	0	0
White; American Indian and Alaska Native	0	0
White; Asian	0	0
White; Native Hawaiian and Other Pacific Islander	0	0
White; Some other race	0	0
Black or African American; American Indian and Alaska Native	0	0
Black or African American; Asian	0	0
Black or African American; Native Hawaiian and Other Pacific Islander	0	0
Black or African American; Some other race	0	0
American Indian and Alaska Native; Asian	0	0
American Indian and Alaska Native; Native Hawaiian and Other Pacific Islander	0	0
American Indian and Alaska Native; Some other race	0	0
Asian; Native Hawaiian and Other Pacific Islander	0	0
Asian; Some other race	0	0
Native Hawaiian and Other Pacific Islander; Some other race	0	0
Population of three races:	0	0
White; Black or African American; American Indian and Alaska Native	0	0
White; Black or African American; Asian	0	0
White; Black or African American; Native Hawaiian and Other Pacific Islander	0	0
White; Black or African American; Some other race	0	0
White; American Indian and Alaska Native; Asian	0	0
White; American Indian and Alaska Native; Native Hawaiian and Other Pacific Islander	0	0
White; American Indian and Alaska Native; Some other race	0	0
White; Asian; Native Hawaiian and Other Pacific Islander	0	0
White; Asian; Some other race	0	0
White; Native Hawaiian and Other Pacific Islander; Some other race	0	0
Black or African American; American Indian and Alaska Native; Asian	0	0
Black or African American; American Indian and Alaska Native; Native Hawaiian and Other Pacific Islander	0	0
Black or African American; American Indian and Alaska Native; Some other race	0	0
Black or African American; Asian; Native Hawaiian and Other Pacific Islander	0	0
Black or African American; Asian; Some other race	0	0

## U.S. Census Bureau

## American FactFinder

## P4. HISPANIC OR LATINO, AND NOT HISPANIC OR LATINO BY RACE [73] - Universe: Total population

Data Set: Census 2000 Summary File 1 (SF 1) 100-Percent Data

NOTE: For information on confidentiality protection, nonsampling error, and definitions, see <http://factfinder.census.gov/home/en/datanotes/expsf1u.htm>.

	Block 1000, Block Group 1, Census Tract 1210.10, Los Angeles County, California	Block 1001, Block Group 1, Census Tract 1210.10, Los Angeles County, California	Block 1002, Block Group 1, Census Tract 1210.10, Los Angeles County, California
Total:	228	172	84
Hispanic or Latino	162	110	48
Not Hispanic or Latino:	66	62	36
Population of one race:	66	62	36
White alone	30	28	21
Black or African American alone	22	7	0
American Indian and Alaska Native alone	0	0	0
Asian alone	14	27	15
Native Hawaiian and Other Pacific Islander alone	0	0	0
Some other race alone	0	0	0
Population of two or more races:	0	0	0
Population of two races:	0	0	0
White; Black or African American	0	0	0
White; American Indian and Alaska Native	0	0	0
White; Asian	0	0	0
White; Native Hawaiian and Other Pacific Islander	0	0	0
White; Some other race	0	0	0
Black or African American; American Indian and Alaska Native	0	0	0
Black or African American; Asian	0	0	0
Black or African American; Native Hawaiian and Other Pacific Islander	0	0	0
Black or African American; Some other race	0	0	0
American Indian and Alaska Native; Asian	0	0	0
American Indian and Alaska Native; Native Hawaiian and Other Pacific Islander	0	0	0
American Indian and Alaska Native; Some other race	0	0	0
Asian; Native Hawaiian and Other Pacific Islander	0	0	0
Asian; Some other race	0	0	0
Native Hawaiian and Other Pacific Islander; Some other race	0	0	0
Population of three races:	0	0	0
White; Black or African American; American Indian and Alaska Native	0	0	0
White; Black or African American; Asian	0	0	0
White; Black or African American; Native Hawaiian and Other Pacific Islander	0	0	0
White; Black or African American; Some other race	0	0	0
White; American Indian and Alaska Native; Asian	0	0	0
White; American Indian and Alaska Native; Native Hawaiian and Other Pacific Islander	0	0	0
White; American Indian and Alaska Native; Some other race	0	0	0
White; Asian; Native Hawaiian and Other Pacific Islander	0	0	0
White; Asian; Some other race	0	0	0
White; Native Hawaiian and Other Pacific Islander; Some other race	0	0	0
Black or African American; American Indian and Alaska Native; Asian	0	0	0
Black or African American; American Indian and Alaska Native; Native Hawaiian and Other Pacific Islander	0	0	0
Black or African American; American Indian and Alaska Native; Some other race	0	0	0
Black or African American; Asian; Native Hawaiian and Other Pacific Islander	0	0	0

# U.S. Census Bureau

## American FactFinder

### P4. HISPANIC OR LATINO, AND NOT HISPANIC OR LATINO BY RACE [73] - Universe: Total population

Data Set: Census 2000 Summary File 1 (SF 1) 100-Percent Data

NOTE: For information on confidentiality protection, nonsampling error, and definitions, see <http://factfinder.census.gov/home/en/datanotes/expsf1u.htm>.

	Block 1003, Block Group 1, Census Tract 1210.10, Los Angeles County, California	Block 1004, Block Group 1, Census Tract 1210.10, Los Angeles County, California	Block 1005, Block Group 1, Census Tract 1210.10, Los Angeles County, California
Total:	166	36	0
Hispanic or Latino	99	18	0
Not Hispanic or Latino:	67	18	0
Population of one race:	67	16	0
White alone	34	5	0
Black or African American alone	0	0	0
American Indian and Alaska Native alone	4	0	0
Asian alone	29	7	0
Native Hawaiian and Other Pacific Islander alone	0	4	0
Some other race alone	0	0	0
Population of two or more races:	0	2	0
Population of two races:	0	2	0
White; Black or African American	0	0	0
White; American Indian and Alaska Native	0	1	0
White; Asian	0	0	0
White; Native Hawaiian and Other Pacific Islander	0	1	0
White; Some other race	0	0	0
Black or African American; American Indian and Alaska Native	0	0	0
Black or African American; Asian	0	0	0
Black or African American; Native Hawaiian and Other Pacific Islander	0	0	0
Black or African American; Some other race	0	0	0
American Indian and Alaska Native; Asian	0	0	0
American Indian and Alaska Native; Native Hawaiian and Other Pacific Islander	0	0	0
American Indian and Alaska Native; Some other race	0	0	0
Asian; Native Hawaiian and Other Pacific Islander	0	0	0
Asian; Some other race	0	0	0
Native Hawaiian and Other Pacific Islander; Some other race	0	0	0
Population of three races:	0	0	0
White; Black or African American; American Indian and Alaska Native	0	0	0
White; Black or African American; Asian	0	0	0
White; Black or African American; Native Hawaiian and Other Pacific Islander	0	0	0
White; Black or African American; Some other race	0	0	0
White; American Indian and Alaska Native; Asian	0	0	0
White; American Indian and Alaska Native; Native Hawaiian and Other Pacific Islander	0	0	0
White; American Indian and Alaska Native; Some other race	0	0	0
White; Asian; Native Hawaiian and Other Pacific Islander	0	0	0
White; Asian; Some other race	0	0	0
White; Native Hawaiian and Other Pacific Islander; Some other race	0	0	0
Black or African American; American Indian and Alaska Native; Asian	0	0	0
Black or African American; American Indian and Alaska Native; Native Hawaiian and Other Pacific Islander	0	0	0
Black or African American; American Indian and Alaska Native; Some other race	0	0	0
Black or African American; Asian; Native Hawaiian and Other Pacific Islander	0	0	0



**P4. HISPANIC OR LATINO, AND NOT HISPANIC OR LATINO BY RACE [73] - Universe: Total population**

Data Set: Census 2000 Summary File 1 (SF 1) 100-Percent Data

NOTE: For information on confidentiality protection, nonsampling error, and definitions, see <http://factfinder.census.gov/home/en/datanotes/expsf1u.htm>.

	Block 1006, Block Group 1, Census Tract 1210.10, Los Angeles County, California	Block 1007, Block Group 1, Census Tract 1210.10, Los Angeles County, California	Block 1008, Block Group 1, Census Tract 1210.10, Los Angeles County, California
Total:	0	0	146
Hispanic or Latino	0	0	62
Not Hispanic or Latino:	0	0	84
Population of one race:	0	0	72
White alone	0	0	46
Black or African American alone	0	0	5
American Indian and Alaska Native alone	0	0	0
Asian alone	0	0	21
Native Hawaiian and Other Pacific Islander alone	0	0	0
Some other race alone	0	0	0
Population of two or more races:	0	0	12
Population of two races:	0	0	11
White; Black or African American	0	0	2
White; American Indian and Alaska Native	0	0	0
White; Asian	0	0	0
White; Native Hawaiian and Other Pacific Islander	0	0	0
White; Some other race	0	0	8
Black or African American; American Indian and Alaska Native	0	0	0
Black or African American; Asian	0	0	0
Black or African American; Native Hawaiian and Other Pacific Islander	0	0	0
Black or African American; Some other race	0	0	0
American Indian and Alaska Native; Asian	0	0	0
American Indian and Alaska Native; Native Hawaiian and Other Pacific Islander	0	0	0
American Indian and Alaska Native; Some other race	0	0	0
Asian; Native Hawaiian and Other Pacific Islander	0	0	0
Asian; Some other race	0	0	1
Native Hawaiian and Other Pacific Islander; Some other race	0	0	0
Population of three races:	0	0	1
White; Black or African American; American Indian and Alaska Native	0	0	0
White; Black or African American; Asian	0	0	0
White; Black or African American; Native Hawaiian and Other Pacific Islander	0	0	0
White; Black or African American; Some other race	0	0	0
White; American Indian and Alaska Native; Asian	0	0	0
White; American Indian and Alaska Native; Native Hawaiian and Other Pacific Islander	0	0	0
White; American Indian and Alaska Native; Some other race	0	0	0
White; Asian; Native Hawaiian and Other Pacific Islander	0	0	0
White; Asian; Some other race	0	0	1
White; Native Hawaiian and Other Pacific Islander; Some other race	0	0	0
Black or African American; American Indian and Alaska Native; Asian	0	0	0
Black or African American; American Indian and Alaska Native; Native Hawaiian and Other Pacific Islander	0	0	0
Black or African American; American Indian and Alaska Native; Some other race	0	0	0
Black or African American; Asian; Native Hawaiian and Other Pacific Islander	0	0	0

# U.S. Census Bureau

## American FactFinder

### P4. HISPANIC OR LATINO, AND NOT HISPANIC OR LATINO BY RACE [73] - Universe: Total population

Data Set: Census 2000 Summary File 1 (SF 1) 100-Percent Data

NOTE: For information on confidentiality protection, nonsampling error, and definitions, see <http://factfinder.census.gov/home/en/datanotes/expsf1u.htm>.

	Block 1009, Block Group 1, Census Tract 1210.10, Los Angeles County, California	Block 1010, Block Group 1, Census Tract 1210.10, Los Angeles County, California	Block 1011, Block Group 1, Census Tract 1210.10, Los Angeles County, California
<b>Total:</b>	47	40	118
Hispanic or Latino	12	4	58
Not Hispanic or Latino:	35	36	60
Population of one race:	21	30	49
White alone	14	20	32
Black or African American alone	0	1	5
American Indian and Alaska Native alone	0	0	0
Asian alone	7	9	12
Native Hawaiian and Other Pacific Islander alone	0	0	0
Some other race alone	0	0	0
Population of two or more races:	14	6	11
Population of two races:	14	6	11
White; Black or African American	0	0	0
White; American Indian and Alaska Native	0	1	0
White; Asian	3	0	2
White; Native Hawaiian and Other Pacific Islander	0	0	0
White; Some other race	11	5	9
Black or African American; American Indian and Alaska Native	0	0	0
Black or African American; Asian	0	0	0
Black or African American; Native Hawaiian and Other Pacific Islander	0	0	0
Black or African American; Some other race	0	0	0
American Indian and Alaska Native; Asian	0	0	0
American Indian and Alaska Native; Native Hawaiian and Other Pacific Islander	0	0	0
American Indian and Alaska Native; Some other race	0	0	0
Asian; Native Hawaiian and Other Pacific Islander	0	0	0
Asian; Some other race	0	0	0
Native Hawaiian and Other Pacific Islander; Some other race	0	0	0
Population of three races:	0	0	0
White; Black or African American; American Indian and Alaska Native	0	0	0
White; Black or African American; Asian	0	0	0
White; Black or African American; Native Hawaiian and Other Pacific Islander	0	0	0
White; Black or African American; Some other race	0	0	0
White; American Indian and Alaska Native; Asian	0	0	0
White; American Indian and Alaska Native; Native Hawaiian and Other Pacific Islander	0	0	0
White; American Indian and Alaska Native; Some other race	0	0	0
White; Asian; Native Hawaiian and Other Pacific Islander	0	0	0
White; Asian; Some other race	0	0	0
White; Native Hawaiian and Other Pacific Islander; Some other race	0	0	0
Black or African American; American Indian and Alaska Native; Asian	0	0	0
Black or African American; American Indian and Alaska Native; Native Hawaiian and Other Pacific Islander	0	0	0
Black or African American; American Indian and Alaska Native; Some other race	0	0	0
Black or African American; Asian; Native Hawaiian and Other Pacific Islander	0	0	0

# U.S. Census Bureau

## American FactFinder

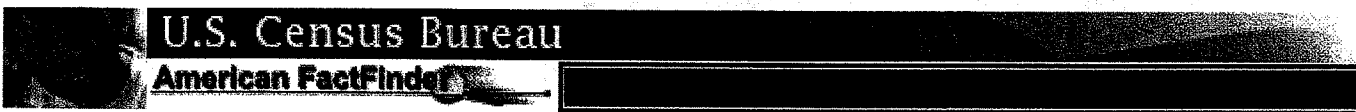
### P4. HISPANIC OR LATINO, AND NOT HISPANIC OR LATINO BY RACE [73] - Universe: Total population

Data Set: Census 2000 Summary File 1 (SF 1) 100-Percent Data

NOTE: For information on confidentiality protection, nonsampling error, and definitions, see <http://factfinder.census.gov/home/en/datanotes/expsf1u.htm>.

	Block 1012, Block Group 1, Census Tract 1210.10, Los Angeles County, California	Block 1013, Block Group 1, Census Tract 1210.10, Los Angeles County, California	Block 1014, Block Group 1, Census Tract 1210.10, Los Angeles County, California
Total:	98	75	90
Hispanic or Latino	44	45	32
Not Hispanic or Latino:	54	30	58
Population of one race:	51	28	48
White alone	37	19	39
Black or African American alone	0	0	0
American Indian and Alaska Native alone	0	0	0
Asian alone	13	9	9
Native Hawaiian and Other Pacific Islander alone	1	0	0
Some other race alone	0	0	0
Population of two or more races:	3	2	10
Population of two races:	3	2	10
White; Black or African American	0	0	0
White; American Indian and Alaska Native	0	0	0
White; Asian	1	0	0
White; Native Hawaiian and Other Pacific Islander	0	1	0
White; Some other race	2	1	9
Black or African American; American Indian and Alaska Native	0	0	0
Black or African American; Asian	0	0	0
Black or African American; Native Hawaiian and Other Pacific Islander	0	0	0
Black or African American; Some other race	0	0	0
American Indian and Alaska Native; Asian	0	0	0
American Indian and Alaska Native; Native Hawaiian and Other Pacific Islander	0	0	0
American Indian and Alaska Native; Some other race	0	0	0
Asian; Native Hawaiian and Other Pacific Islander	0	0	1
Asian; Some other race	0	0	0
Native Hawaiian and Other Pacific Islander; Some other race	0	0	0
Population of three races:	0	0	0
White; Black or African American; American Indian and Alaska Native	0	0	0
White; Black or African American; Asian	0	0	0
White; Black or African American; Native Hawaiian and Other Pacific Islander	0	0	0
White; Black or African American; Some other race	0	0	0
White; American Indian and Alaska Native; Asian	0	0	0
White; American Indian and Alaska Native; Native Hawaiian and Other Pacific Islander	0	0	0
White; American Indian and Alaska Native; Some other race	0	0	0
White; Asian; Native Hawaiian and Other Pacific Islander	0	0	0
White; Asian; Some other race	0	0	0
White; Native Hawaiian and Other Pacific Islander; Some other race	0	0	0
Black or African American; American Indian and Alaska Native; Asian	0	0	0
Black or African American; American Indian and Alaska Native; Native Hawaiian and Other Pacific Islander	0	0	0
Black or African American; American Indian and Alaska Native; Some other race	0	0	0
Black or African American; Asian; Native Hawaiian and Other Pacific Islander	0	0	0





**P4. HISPANIC OR LATINO, AND NOT HISPANIC OR LATINO BY RACE [73] - Universe: Total population**

Data Set: Census 2000 Summary File 1 (SF 1) 100-Percent Data

NOTE: For information on confidentiality protection, nonsampling error, and definitions, see <http://factfinder.census.gov/home/en/datanotes/expsf1u.htm>.

	<b>Block 1015, Block Group 1, Census Tract 1210.10, Los Angeles County, California</b>
<b>Total:</b>	94
Hispanic or Latino	37
Not Hispanic or Latino:	57
Population of one race:	57
White alone	12
Black or African American alone	0
American Indian and Alaska Native alone	1
Asian alone	44
Native Hawaiian and Other Pacific Islander alone	0
Some other race alone	0
Population of two or more races:	0
Population of two races:	0
White; Black or African American	0
White; American Indian and Alaska Native	0
White; Asian	0
White; Native Hawaiian and Other Pacific Islander	0
White; Some other race	0
Black or African American; American Indian and Alaska Native	0
Black or African American; Asian	0
Black or African American; Native Hawaiian and Other Pacific Islander	0
Black or African American; Some other race	0
American Indian and Alaska Native; Asian	0
American Indian and Alaska Native; Native Hawaiian and Other Pacific Islander	0
American Indian and Alaska Native; Some other race	0
Asian; Native Hawaiian and Other Pacific Islander	0
Asian; Some other race	0
Native Hawaiian and Other Pacific Islander; Some other race	0
Population of three races:	0
White; Black or African American; American Indian and Alaska Native	0
White; Black or African American; Asian	0
White; Black or African American; Native Hawaiian and Other Pacific Islander	0
White; Black or African American; Some other race	0
White; American Indian and Alaska Native; Asian	0
White; American Indian and Alaska Native; Native Hawaiian and Other Pacific Islander	0
White; American Indian and Alaska Native; Some other race	0
White; Asian; Native Hawaiian and Other Pacific Islander	0
White; Asian; Some other race	0
White; Native Hawaiian and Other Pacific Islander; Some other race	0
Black or African American; American Indian and Alaska Native; Asian	0
Black or African American; American Indian and Alaska Native; Native Hawaiian and Other Pacific Islander	0
Black or African American; American Indian and Alaska Native; Some other race	0
Black or African American; Asian; Native Hawaiian and Other Pacific Islander	0
Black or African American; Asian; Some other race	0
Black or African American; Native Hawaiian and Other Pacific Islander; Some other race	0

## U.S. Census Bureau

## American FactFinder

## P4. HISPANIC OR LATINO, AND NOT HISPANIC OR LATINO BY RACE [73] - Universe: Total population

Data Set: Census 2000 Summary File 1 (SF 1) 100-Percent Data

NOTE: For information on confidentiality protection, nonsampling error, and definitions, see <http://factfinder.census.gov/home/en/datanotes/expsf1u.htm>.

	Block 2000, Block Group 2, Census Tract 1210.10, Los Angeles County, California	Block 2001, Block Group 2, Census Tract 1210.10, Los Angeles County, California	Block 2002, Block Group 2, Census Tract 1210.10, Los Angeles County, California
Total:	199	2	42
Hispanic or Latino	115	2	32
Not Hispanic or Latino:	84	0	10
Population of one race:	69	0	10
White alone	38	0	10
Black or African American alone	2	0	0
American Indian and Alaska Native alone	0	0	0
Asian alone	29	0	0
Native Hawaiian and Other Pacific Islander alone	0	0	0
Some other race alone	0	0	0
Population of two or more races:	15	0	0
Population of two races:	15	0	0
White; Black or African American	0	0	0
White; American Indian and Alaska Native	0	0	0
White; Asian	0	0	0
White; Native Hawaiian and Other Pacific Islander	0	0	0
White; Some other race	1	0	0
Black or African American; American Indian and Alaska Native	0	0	0
Black or African American; Asian	4	0	0
Black or African American; Native Hawaiian and Other Pacific Islander	0	0	0
Black or African American; Some other race	2	0	0
American Indian and Alaska Native; Asian	0	0	0
American Indian and Alaska Native; Native Hawaiian and Other Pacific Islander	0	0	0
American Indian and Alaska Native; Some other race	0	0	0
Asian; Native Hawaiian and Other Pacific Islander	0	0	0
Asian; Some other race	8	0	0
Native Hawaiian and Other Pacific Islander; Some other race	0	0	0
Population of three races:	0	0	0
White; Black or African American; American Indian and Alaska Native	0	0	0
White; Black or African American; Asian	0	0	0
White; Black or African American; Native Hawaiian and Other Pacific Islander	0	0	0
White; Black or African American; Some other race	0	0	0
White; American Indian and Alaska Native; Asian	0	0	0
White; American Indian and Alaska Native; Native Hawaiian and Other Pacific Islander	0	0	0
White; American Indian and Alaska Native; Some other race	0	0	0
White; Asian; Native Hawaiian and Other Pacific Islander	0	0	0
White; Asian; Some other race	0	0	0
White; Native Hawaiian and Other Pacific Islander; Some other race	0	0	0
Black or African American; American Indian and Alaska Native; Asian	0	0	0
Black or African American; American Indian and Alaska Native; Native Hawaiian and Other Pacific Islander	0	0	0
Black or African American; American Indian and Alaska Native; Some other race	0	0	0
Black or African American; Asian; Native Hawaiian and Other Pacific Islander	0	0	0

# U.S. Census Bureau

## American FactFinder

### P4. HISPANIC OR LATINO, AND NOT HISPANIC OR LATINO BY RACE [73] - Universe: Total population

Data Set: Census 2000 Summary File 1 (SF 1) 100-Percent Data

NOTE: For information on confidentiality protection, nonsampling error, and definitions, see <http://factfinder.census.gov/home/en/datanotes/expsf1u.htm>.

	Block 2003, Block Group 2, Census Tract 1210.10, Los Angeles County, California	Block 2004, Block Group 2, Census Tract 1210.10, Los Angeles County, California	Block 2005, Block Group 2, Census Tract 1210.10, Los Angeles County, California
Total:	29	0	3
Hispanic or Latino	20	0	0
Not Hispanic or Latino:	9	0	3
Population of one race:	8	0	3
White alone	8	0	3
Black or African American alone	0	0	0
American Indian and Alaska Native alone	0	0	0
Asian alone	0	0	0
Native Hawaiian and Other Pacific Islander alone	0	0	0
Some other race alone	0	0	0
Population of two or more races:	1	0	0
Population of two races:	1	0	0
White; Black or African American	1	0	0
White; American Indian and Alaska Native	0	0	0
White; Asian	0	0	0
White; Native Hawaiian and Other Pacific Islander	0	0	0
White; Some other race	0	0	0
Black or African American; American Indian and Alaska Native	0	0	0
Black or African American; Asian	0	0	0
Black or African American; Native Hawaiian and Other Pacific Islander	0	0	0
Black or African American; Some other race	0	0	0
American Indian and Alaska Native; Asian	0	0	0
American Indian and Alaska Native; Native Hawaiian and Other Pacific Islander	0	0	0
American Indian and Alaska Native; Some other race	0	0	0
Asian; Native Hawaiian and Other Pacific Islander	0	0	0
Asian; Some other race	0	0	0
Native Hawaiian and Other Pacific Islander; Some other race	0	0	0
Population of three races:	0	0	0
White; Black or African American; American Indian and Alaska Native	0	0	0
White; Black or African American; Asian	0	0	0
White; Black or African American; Native Hawaiian and Other Pacific Islander	0	0	0
White; Black or African American; Some other race	0	0	0
White; American Indian and Alaska Native; Asian	0	0	0
White; American Indian and Alaska Native; Native Hawaiian and Other Pacific Islander	0	0	0
White; American Indian and Alaska Native; Some other race	0	0	0
White; Asian; Native Hawaiian and Other Pacific Islander	0	0	0
White; Asian; Some other race	0	0	0
White; Native Hawaiian and Other Pacific Islander; Some other race	0	0	0
Black or African American; American Indian and Alaska Native; Asian	0	0	0
Black or African American; American Indian and Alaska Native; Native Hawaiian and Other Pacific Islander	0	0	0
Black or African American; American Indian and Alaska Native; Some other race	0	0	0
Black or African American; Asian; Native Hawaiian and Other Pacific Islander	0	0	0

## U.S. Census Bureau

## American FactFinder

## P4. HISPANIC OR LATINO, AND NOT HISPANIC OR LATINO BY RACE [73] - Universe: Total population

Data Set: Census 2000 Summary File 1 (SF 1) 100-Percent Data

NOTE: For information on confidentiality protection, nonsampling error, and definitions, see <http://factfinder.census.gov/home/en/datanotes/expsf1u.htm>.

	Block 2006, Block Group 2, Census Tract 1210.10, Los Angeles County, California	Block 2007, Block Group 2, Census Tract 1210.10, Los Angeles County, California	Block 2008, Block Group 2, Census Tract 1210.10, Los Angeles County, California
Total:	125	124	105
Hispanic or Latino	86	89	85
Not Hispanic or Latino:	39	35	20
Population of one race:	37	35	20
White alone	29	9	20
Black or African American alone	0	0	0
American Indian and Alaska Native alone	0	0	0
Asian alone	8	2	0
Native Hawaiian and Other Pacific Islander alone	0	24	0
Some other race alone	0	0	0
Population of two or more races:	2	0	0
Population of two races:	2	0	0
White; Black or African American	0	0	0
White; American Indian and Alaska Native	1	0	0
White; Asian	0	0	0
White; Native Hawaiian and Other Pacific Islander	0	0	0
White; Some other race	1	0	0
Black or African American; American Indian and Alaska Native	0	0	0
Black or African American; Asian	0	0	0
Black or African American; Native Hawaiian and Other Pacific Islander	0	0	0
Black or African American; Some other race	0	0	0
American Indian and Alaska Native; Asian	0	0	0
American Indian and Alaska Native; Native Hawaiian and Other Pacific Islander	0	0	0
American Indian and Alaska Native; Some other race	0	0	0
Asian; Native Hawaiian and Other Pacific Islander	0	0	0
Asian; Some other race	0	0	0
Native Hawaiian and Other Pacific Islander; Some other race	0	0	0
Population of three races:	0	0	0
White; Black or African American; American Indian and Alaska Native	0	0	0
White; Black or African American; Asian	0	0	0
White; Black or African American; Native Hawaiian and Other Pacific Islander	0	0	0
White; Black or African American; Some other race	0	0	0
White; American Indian and Alaska Native; Asian	0	0	0
White; American Indian and Alaska Native; Native Hawaiian and Other Pacific Islander	0	0	0
White; American Indian and Alaska Native; Some other race	0	0	0
White; Asian; Native Hawaiian and Other Pacific Islander	0	0	0
White; Asian; Some other race	0	0	0
White; Native Hawaiian and Other Pacific Islander; Some other race	0	0	0
Black or African American; American Indian and Alaska Native; Asian	0	0	0
Black or African American; American Indian and Alaska Native; Native Hawaiian and Other Pacific Islander	0	0	0
Black or African American; American Indian and Alaska Native; Some other race	0	0	0
Black or African American; Asian; Native Hawaiian and Other Pacific Islander	0	0	0

# U.S. Census Bureau

## American FactFinder

### P4. HISPANIC OR LATINO, AND NOT HISPANIC OR LATINO BY RACE [73] - Universe: Total population

Data Set: Census 2000 Summary File 1 (SF 1) 100-Percent Data

NOTE: For information on confidentiality protection, nonsampling error, and definitions, see <http://factfinder.census.gov/home/en/datanotes/expsf1u.htm>.

	Block 2009, Block Group 2, Census Tract 1210.10, Los Angeles County, California	Block 2010, Block Group 2, Census Tract 1210.10, Los Angeles County, California	Block 2011, Block Group 2, Census Tract 1210.10, Los Angeles County, California
Total:	120	85	126
Hispanic or Latino	101	49	62
Not Hispanic or Latino:	19	36	64
Population of one race:	19	32	64
White alone	16	15	29
Black or African American alone	0	4	1
American Indian and Alaska Native alone	0	0	0
Asian alone	3	5	34
Native Hawaiian and Other Pacific Islander alone	0	7	0
Some other race alone	0	1	0
Population of two or more races:	0	4	0
Population of two races:	0	4	0
White; Black or African American	0	0	0
White; American Indian and Alaska Native	0	0	0
White; Asian	0	1	0
White; Native Hawaiian and Other Pacific Islander	0	0	0
White; Some other race	0	3	0
Black or African American; American Indian and Alaska Native	0	0	0
Black or African American; Asian	0	0	0
Black or African American; Native Hawaiian and Other Pacific Islander	0	0	0
Black or African American; Some other race	0	0	0
American Indian and Alaska Native; Asian	0	0	0
American Indian and Alaska Native; Native Hawaiian and Other Pacific Islander	0	0	0
American Indian and Alaska Native; Some other race	0	0	0
Asian; Native Hawaiian and Other Pacific Islander	0	0	0
Asian; Some other race	0	0	0
Native Hawaiian and Other Pacific Islander; Some other race	0	0	0
Population of three races:	0	0	0
White; Black or African American; American Indian and Alaska Native	0	0	0
White; Black or African American; Asian	0	0	0
White; Black or African American; Native Hawaiian and Other Pacific Islander	0	0	0
White; Black or African American; Some other race	0	0	0
White; American Indian and Alaska Native; Asian	0	0	0
White; American Indian and Alaska Native; Native Hawaiian and Other Pacific Islander	0	0	0
White; American Indian and Alaska Native; Some other race	0	0	0
White; Asian; Native Hawaiian and Other Pacific Islander	0	0	0
White; Asian; Some other race	0	0	0
White; Native Hawaiian and Other Pacific Islander; Some other race	0	0	0
Black or African American; American Indian and Alaska Native; Asian	0	0	0
Black or African American; American Indian and Alaska Native; Native Hawaiian and Other Pacific Islander	0	0	0
Black or African American; American Indian and Alaska Native; Some other race	0	0	0
Black or African American; Asian; Native Hawaiian and Other Pacific Islander	0	0	0

## U.S. Census Bureau

## American FactFinder

## P4. HISPANIC OR LATINO, AND NOT HISPANIC OR LATINO BY RACE [73] - Universe: Total population

Data Set: Census 2000 Summary File 1 (SF 1) 100-Percent Data

NOTE: For information on confidentiality protection, nonsampling error, and definitions, see <http://factfinder.census.gov/home/en/datanotes/expsf1u.htm>.

	Block 2012, Block Group 2, Census Tract 1210.10, Los Angeles County, California	Block 2013, Block Group 2, Census Tract 1210.10, Los Angeles County, California
Total:	148	114
Hispanic or Latino	99	41
Not Hispanic or Latino:	49	73
Population of one race:	48	68
White alone	34	53
Black or African American alone	4	4
American Indian and Alaska Native alone	1	1
Asian alone	9	10
Native Hawaiian and Other Pacific Islander alone	0	0
Some other race alone	0	0
Population of two or more races:	1	5
Population of two races:	1	4
White; Black or African American	0	0
White; American Indian and Alaska Native	1	1
White; Asian	0	3
White; Native Hawaiian and Other Pacific Islander	0	0
White; Some other race	0	0
Black or African American; American Indian and Alaska Native	0	0
Black or African American; Asian	0	0
Black or African American; Native Hawaiian and Other Pacific Islander	0	0
Black or African American; Some other race	0	0
American Indian and Alaska Native; Asian	0	0
American Indian and Alaska Native; Native Hawaiian and Other Pacific Islander	0	0
American Indian and Alaska Native; Some other race	0	0
Asian; Native Hawaiian and Other Pacific Islander	0	0
Asian; Some other race	0	0
Native Hawaiian and Other Pacific Islander; Some other race	0	0
Population of three races:	0	1
White; Black or African American; American Indian and Alaska Native	0	0
White; Black or African American; Asian	0	0
White; Black or African American; Native Hawaiian and Other Pacific Islander	0	0
White; Black or African American; Some other race	0	0
White; American Indian and Alaska Native; Asian	0	1
White; American Indian and Alaska Native; Native Hawaiian and Other Pacific Islander	0	0
White; American Indian and Alaska Native; Some other race	0	0
White; Asian; Native Hawaiian and Other Pacific Islander	0	0
White; Asian; Some other race	0	0
White; Native Hawaiian and Other Pacific Islander; Some other race	0	0
Black or African American; American Indian and Alaska Native; Asian	0	0
Black or African American; American Indian and Alaska Native; Native Hawaiian and Other Pacific Islander	0	0
Black or African American; American Indian and Alaska Native; Some other race	0	0
Black or African American; Asian; Native Hawaiian and Other Pacific Islander	0	0
Black or African American; Asian; Some other race	0	0

# U.S. Census Bureau

## American FactFinder

### P4. HISPANIC OR LATINO, AND NOT HISPANIC OR LATINO BY RACE [73] - Universe: Total population

Data Set: Census 2000 Summary File 1 (SF 1) 100-Percent Data

NOTE: For information on confidentiality protection, nonsampling error, and definitions, see <http://factfinder.census.gov/home/en/datanotes/expsf1u.htm>.

	Block 3000, Block Group 3, Census Tract 1210.10, Los Angeles County, California	Block 3001, Block Group 3, Census Tract 1210.10, Los Angeles County, California	Block 3002, Block Group 3, Census Tract 1210.10, Los Angeles County, California
Total:	165	145	123
Hispanic or Latino	66	61	55
Not Hispanic or Latino:	99	84	68
Population of one race:	88	69	56
White alone	80	62	31
Black or African American alone	0	0	2
American Indian and Alaska Native alone	0	0	7
Asian alone	8	7	16
Native Hawaiian and Other Pacific Islander alone	0	0	0
Some other race alone	0	0	0
Population of two or more races:	11	15	12
Population of two races:	11	15	12
White; Black or African American	0	0	0
White; American Indian and Alaska Native	0	0	1
White; Asian	2	0	0
White; Native Hawaiian and Other Pacific Islander	1	0	0
White; Some other race	4	15	11
Black or African American; American Indian and Alaska Native	0	0	0
Black or African American; Asian	0	0	0
Black or African American; Native Hawaiian and Other Pacific Islander	0	0	0
Black or African American; Some other race	0	0	0
American Indian and Alaska Native; Asian	0	0	0
American Indian and Alaska Native; Native Hawaiian and Other Pacific Islander	0	0	0
American Indian and Alaska Native; Some other race	0	0	0
Asian; Native Hawaiian and Other Pacific Islander	0	0	0
Asian; Some other race	4	0	0
Native Hawaiian and Other Pacific Islander; Some other race	0	0	0
Population of three races:	0	0	0
White; Black or African American; American Indian and Alaska Native	0	0	0
White; Black or African American; Asian	0	0	0
White; Black or African American; Native Hawaiian and Other Pacific Islander	0	0	0
White; Black or African American; Some other race	0	0	0
White; American Indian and Alaska Native; Asian	0	0	0
White; American Indian and Alaska Native; Native Hawaiian and Other Pacific Islander	0	0	0
White; American Indian and Alaska Native; Some other race	0	0	0
White; Asian; Native Hawaiian and Other Pacific Islander	0	0	0
White; Asian; Some other race	0	0	0
White; Native Hawaiian and Other Pacific Islander; Some other race	0	0	0
Black or African American; American Indian and Alaska Native; Asian	0	0	0
Black or African American; American Indian and Alaska Native; Native Hawaiian and Other Pacific Islander	0	0	0
Black or African American; American Indian and Alaska Native; Some other race	0	0	0
Black or African American; Asian; Native Hawaiian and Other Pacific Islander	0	0	0

## U.S. Census Bureau

## American FactFinder

## P4. HISPANIC OR LATINO, AND NOT HISPANIC OR LATINO BY RACE [73] - Universe: Total population

Data Set: Census 2000 Summary File 1 (SF 1) 100-Percent Data

NOTE: For information on confidentiality protection, nonsampling error, and definitions, see <http://factfinder.census.gov/home/en/datanotes/expsf1u.htm>.

	Block 3003, Block Group 3, Census Tract 1210.10, Los Angeles County, California	Block 3004, Block Group 3, Census Tract 1210.10, Los Angeles County, California	Block 3005, Block Group 3, Census Tract 1210.10, Los Angeles County, California
Total:	156	36	112
Hispanic or Latino	54	21	109
Not Hispanic or Latino:	102	15	3
Population of one race:	89	15	3
White alone	53	13	0
Black or African American alone	2	2	0
American Indian and Alaska Native alone	0	0	0
Asian alone	34	0	3
Native Hawaiian and Other Pacific Islander alone	0	0	0
Some other race alone	0	0	0
Population of two or more races:	13	0	0
Population of two races:	13	0	0
White; Black or African American	0	0	0
White; American Indian and Alaska Native	1	0	0
White; Asian	0	0	0
White; Native Hawaiian and Other Pacific Islander	3	0	0
White; Some other race	4	0	0
Black or African American; American Indian and Alaska Native	0	0	0
Black or African American; Asian	0	0	0
Black or African American; Native Hawaiian and Other Pacific Islander	0	0	0
Black or African American; Some other race	0	0	0
American Indian and Alaska Native; Asian	0	0	0
American Indian and Alaska Native; Native Hawaiian and Other Pacific Islander	0	0	0
American Indian and Alaska Native; Some other race	0	0	0
Asian; Native Hawaiian and Other Pacific Islander	0	0	0
Asian; Some other race	5	0	0
Native Hawaiian and Other Pacific Islander; Some other race	0	0	0
Population of three races:	0	0	0
White; Black or African American; American Indian and Alaska Native	0	0	0
White; Black or African American; Asian	0	0	0
White; Black or African American; Native Hawaiian and Other Pacific Islander	0	0	0
White; Black or African American; Some other race	0	0	0
White; American Indian and Alaska Native; Asian	0	0	0
White; American Indian and Alaska Native; Native Hawaiian and Other Pacific Islander	0	0	0
White; American Indian and Alaska Native; Some other race	0	0	0
White; Asian; Native Hawaiian and Other Pacific Islander	0	0	0
White; Asian; Some other race	0	0	0
White; Native Hawaiian and Other Pacific Islander; Some other race	0	0	0
Black or African American; American Indian and Alaska Native; Asian	0	0	0
Black or African American; American Indian and Alaska Native; Native Hawaiian and Other Pacific Islander	0	0	0
Black or African American; American Indian and Alaska Native; Some other race	0	0	0
Black or African American; Asian; Native Hawaiian and Other Pacific Islander	0	0	0



# U.S. Census Bureau

## American FactFinder

### P4. HISPANIC OR LATINO, AND NOT HISPANIC OR LATINO BY RACE [73] - Universe: Total population

Data Set: Census 2000 Summary File 1 (SF 1) 100-Percent Data

NOTE: For information on confidentiality protection, nonsampling error, and definitions, see <http://factfinder.census.gov/home/en/datanotes/expsf1u.htm>.

	Block 3006, Block Group 3, Census Tract 1210.10, Los Angeles County, California	Block 3007, Block Group 3, Census Tract 1210.10, Los Angeles County, California	Block 3008, Block Group 3, Census Tract 1210.10, Los Angeles County, California
Total:	0	59	23
Hispanic or Latino	0	28	14
Not Hispanic or Latino:	0	31	9
Population of one race:	0	21	9
White alone	0	15	4
Black or African American alone	0	0	0
American Indian and Alaska Native alone	0	0	0
Asian alone	0	6	5
Native Hawaiian and Other Pacific Islander alone	0	0	0
Some other race alone	0	0	0
Population of two or more races:	0	10	0
Population of two races:	0	10	0
White; Black or African American	0	0	0
White; American Indian and Alaska Native	0	0	0
White; Asian	0	0	0
White; Native Hawaiian and Other Pacific Islander	0	0	0
White; Some other race	0	10	0
Black or African American; American Indian and Alaska Native	0	0	0
Black or African American; Asian	0	0	0
Black or African American; Native Hawaiian and Other Pacific Islander	0	0	0
Black or African American; Some other race	0	0	0
American Indian and Alaska Native; Asian	0	0	0
American Indian and Alaska Native; Native Hawaiian and Other Pacific Islander	0	0	0
American Indian and Alaska Native; Some other race	0	0	0
Asian; Native Hawaiian and Other Pacific Islander	0	0	0
Asian; Some other race	0	0	0
Native Hawaiian and Other Pacific Islander; Some other race	0	0	0
Population of three races:	0	0	0
White; Black or African American; American Indian and Alaska Native	0	0	0
White; Black or African American; Asian	0	0	0
White; Black or African American; Native Hawaiian and Other Pacific Islander	0	0	0
White; Black or African American; Some other race	0	0	0
White; American Indian and Alaska Native; Asian	0	0	0
White; American Indian and Alaska Native; Native Hawaiian and Other Pacific Islander	0	0	0
White; American Indian and Alaska Native; Some other race	0	0	0
White; Asian; Native Hawaiian and Other Pacific Islander	0	0	0
White; Asian; Some other race	0	0	0
White; Native Hawaiian and Other Pacific Islander; Some other race	0	0	0
Black or African American; American Indian and Alaska Native; Asian	0	0	0
Black or African American; American Indian and Alaska Native; Native Hawaiian and Other Pacific Islander	0	0	0
Black or African American; American Indian and Alaska Native; Some other race	0	0	0
Black or African American; Asian; Native Hawaiian and Other Pacific Islander	0	0	0

## U.S. Census Bureau

## American FactFinder

## P4. HISPANIC OR LATINO, AND NOT HISPANIC OR LATINO BY RACE [73] - Universe: Total population

Data Set: Census 2000 Summary File 1 (SF 1) 100-Percent Data

NOTE: For information on confidentiality protection, nonsampling error, and definitions, see <http://factfinder.census.gov/home/en/datanotes/expsf1u.htm>.

	Block 3009, Block Group 3, Census Tract 1210.10, Los Angeles County, California	Block 3010, Block Group 3, Census Tract 1210.10, Los Angeles County, California
Total:	32	196
Hispanic or Latino	19	149
Not Hispanic or Latino:	13	47
Population of one race:	12	47
White alone	6	26
Black or African American alone	2	7
American Indian and Alaska Native alone	0	0
Asian alone	4	14
Native Hawaiian and Other Pacific Islander alone	0	0
Some other race alone	0	0
Population of two or more races:	1	0
Population of two races:	1	0
White; Black or African American	0	0
White; American Indian and Alaska Native	0	0
White; Asian	1	0
White; Native Hawaiian and Other Pacific Islander	0	0
White; Some other race	0	0
Black or African American; American Indian and Alaska Native	0	0
Black or African American; Asian	0	0
Black or African American; Native Hawaiian and Other Pacific Islander	0	0
Black or African American; Some other race	0	0
American Indian and Alaska Native; Asian	0	0
American Indian and Alaska Native; Native Hawaiian and Other Pacific Islander	0	0
American Indian and Alaska Native; Some other race	0	0
Asian; Native Hawaiian and Other Pacific Islander	0	0
Asian; Some other race	0	0
Native Hawaiian and Other Pacific Islander; Some other race	0	0
Population of three races:	0	0
White; Black or African American; American Indian and Alaska Native	0	0
White; Black or African American; Asian	0	0
White; Black or African American; Native Hawaiian and Other Pacific Islander	0	0
White; Black or African American; Some other race	0	0
White; American Indian and Alaska Native; Asian	0	0
White; American Indian and Alaska Native; Native Hawaiian and Other Pacific Islander	0	0
White; American Indian and Alaska Native; Some other race	0	0
White; Asian; Native Hawaiian and Other Pacific Islander	0	0
White; Asian; Some other race	0	0
White; Native Hawaiian and Other Pacific Islander; Some other race	0	0
Black or African American; American Indian and Alaska Native; Asian	0	0
Black or African American; American Indian and Alaska Native; Native Hawaiian and Other Pacific Islander	0	0
Black or African American; American Indian and Alaska Native; Some other race	0	0
Black or African American; Asian; Native Hawaiian and Other Pacific Islander	0	0
Black or African American; Asian;Some other race	0	0

# U.S. Census Bureau

## American FactFinder

### P4. HISPANIC OR LATINO, AND NOT HISPANIC OR LATINO BY RACE [73] - Universe: Total population

Data Set: Census 2000 Summary File 1 (SF 1) 100-Percent Data

NOTE: For information on confidentiality protection, nonsampling error, and definitions, see <http://factfinder.census.gov/home/en/datanotes/expsf1u.htm>.

	Block 4000, Block Group 4, Census Tract 1210.10, Los Angeles County, California	Block 4001, Block Group 4, Census Tract 1210.10, Los Angeles County, California	Block 4002, Block Group 4, Census Tract 1210.10, Los Angeles County, California
Total:	156	144	129
Hispanic or Latino	93	75	56
Not Hispanic or Latino:	63	69	73
Population of one race:	51	45	72
White alone	47	41	46
Black or African American alone	1	0	5
American Indian and Alaska Native alone	0	0	0
Asian alone	2	3	20
Native Hawaiian and Other Pacific Islander alone	0	1	1
Some other race alone	1	0	0
Population of two or more races:	12	24	1
Population of two races:	12	23	1
White; Black or African American	0	0	0
White; American Indian and Alaska Native	0	1	0
White; Asian	0	0	0
White; Native Hawaiian and Other Pacific Islander	0	0	1
White; Some other race	12	22	0
Black or African American; American Indian and Alaska Native	0	0	0
Black or African American; Asian	0	0	0
Black or African American; Native Hawaiian and Other Pacific Islander	0	0	0
Black or African American; Some other race	0	0	0
American Indian and Alaska Native; Asian	0	0	0
American Indian and Alaska Native; Native Hawaiian and Other Pacific Islander	0	0	0
American Indian and Alaska Native; Some other race	0	0	0
Asian; Native Hawaiian and Other Pacific Islander	0	0	0
Asian; Some other race	0	0	0
Native Hawaiian and Other Pacific Islander; Some other race	0	0	0
Population of three races:	0	1	0
White; Black or African American; American Indian and Alaska Native	0	0	0
White; Black or African American; Asian	0	0	0
White; Black or African American; Native Hawaiian and Other Pacific Islander	0	0	0
White; Black or African American; Some other race	0	0	0
White; American Indian and Alaska Native; Asian	0	0	0
White; American Indian and Alaska Native; Native Hawaiian and Other Pacific Islander	0	0	0
White; American Indian and Alaska Native; Some other race	0	0	0
White; Asian; Native Hawaiian and Other Pacific Islander	0	1	0
White; Asian; Some other race	0	0	0
White; Native Hawaiian and Other Pacific Islander; Some other race	0	0	0
Black or African American; American Indian and Alaska Native; Asian	0	0	0
Black or African American; American Indian and Alaska Native; Native Hawaiian and Other Pacific Islander	0	0	0
Black or African American; American Indian and Alaska Native; Some other race	0	0	0
Black or African American; Asian; Native Hawaiian and Other Pacific Islander	0	0	0

## U.S. Census Bureau

## American FactFinder

## P4. HISPANIC OR LATINO, AND NOT HISPANIC OR LATINO BY RACE [73] - Universe: Total population

Data Set: Census 2000 Summary File 1 (SF 1) 100-Percent Data

NOTE: For information on confidentiality protection, nonsampling error, and definitions, see <http://factfinder.census.gov/home/en/datanotes/expsf1u.htm>.

	Block 4003, Block Group 4, Census Tract 1210.10, Los Angeles County, California	Block 4004, Block Group 4, Census Tract 1210.10, Los Angeles County, California	Block 4005, Block Group 4, Census Tract 1210.10, Los Angeles County, California
Total:	136	153	154
Hispanic or Latino	40	77	64
Not Hispanic or Latino:	96	76	90
Population of one race:	86	67	83
White alone	76	47	66
Black or African American alone	0	1	1
American Indian and Alaska Native alone	0	0	0
Asian alone	10	19	16
Native Hawaiian and Other Pacific Islander alone	0	0	0
Some other race alone	0	0	0
Population of two or more races:	10	9	7
Population of two races:	10	9	7
White; Black or African American	0	0	0
White; American Indian and Alaska Native	2	0	0
White; Asian	0	0	3
White; Native Hawaiian and Other Pacific Islander	0	0	0
White; Some other race	4	8	2
Black or African American; American Indian and Alaska Native	0	0	0
Black or African American; Asian	0	1	0
Black or African American; Native Hawaiian and Other Pacific Islander	0	0	0
Black or African American; Some other race	0	0	0
American Indian and Alaska Native; Asian	0	0	0
American Indian and Alaska Native; Native Hawaiian and Other Pacific Islander	0	0	0
American Indian and Alaska Native; Some other race	0	0	0
Asian; Native Hawaiian and Other Pacific Islander	4	0	0
Asian; Some other race	0	0	2
Native Hawaiian and Other Pacific Islander; Some other race	0	0	0
Population of three races:	0	0	0
White; Black or African American; American Indian and Alaska Native	0	0	0
White; Black or African American; Asian	0	0	0
White; Black or African American; Native Hawaiian and Other Pacific Islander	0	0	0
White; Black or African American; Some other race	0	0	0
White; American Indian and Alaska Native; Asian	0	0	0
White; American Indian and Alaska Native; Native Hawaiian and Other Pacific Islander	0	0	0
White; American Indian and Alaska Native; Some other race	0	0	0
White; Asian; Native Hawaiian and Other Pacific Islander	0	0	0
White; Asian; Some other race	0	0	0
White; Native Hawaiian and Other Pacific Islander; Some other race	0	0	0
Black or African American; American Indian and Alaska Native; Asian	0	0	0
Black or African American; American Indian and Alaska Native; Native Hawaiian and Other Pacific Islander	0	0	0
Black or African American; American Indian and Alaska Native; Some other race	0	0	0
Black or African American; Asian; Native Hawaiian and Other Pacific Islander	0	0	0

**U.S. Census Bureau**  
**American FactFinder**

**P4. HISPANIC OR LATINO, AND NOT HISPANIC OR LATINO BY RACE [73] - Universe: Total population**

Data Set: Census 2000 Summary File 1 (SF 1) 100-Percent Data

NOTE: For information on confidentiality protection, nonsampling error, and definitions, see <http://factfinder.census.gov/home/en/datanotes/expsf1u.htm>.

	Block 1000, Block Group 1, Census Tract 1033, Los Angeles County, California	Block 1001, Block Group 1, Census Tract 1033, Los Angeles County, California	Block 1002, Block Group 1, Census Tract 1033, Los Angeles County, California
Total:	3	74	71
Hispanic or Latino	0	22	24
Not Hispanic or Latino:	3	52	47
Population of one race:	3	50	39
White alone	3	47	31
Black or African American alone	0	0	0
American Indian and Alaska Native alone	0	0	0
Asian alone	0	3	2
Native Hawaiian and Other Pacific Islander alone	0	0	0
Some other race alone	0	0	6
Population of two or more races:	0	2	8
Population of two races:	0	2	8
White; Black or African American	0	0	0
White; American Indian and Alaska Native	0	1	0
White; Asian	0	1	0
White; Native Hawaiian and Other Pacific Islander	0	0	0
White; Some other race	0	0	8
Black or African American; American Indian and Alaska Native	0	0	0
Black or African American; Asian	0	0	0
Black or African American; Native Hawaiian and Other Pacific Islander	0	0	0
Black or African American; Some other race	0	0	0
American Indian and Alaska Native; Asian	0	0	0
American Indian and Alaska Native; Native Hawaiian and Other Pacific Islander	0	0	0
American Indian and Alaska Native; Some other race	0	0	0
Asian; Native Hawaiian and Other Pacific Islander	0	0	0
Asian; Some other race	0	0	0
Native Hawaiian and Other Pacific Islander; Some other race	0	0	0
Population of three races:	0	0	0
White; Black or African American; American Indian and Alaska Native	0	0	0
White; Black or African American; Asian	0	0	0
White; Black or African American; Native Hawaiian and Other Pacific Islander	0	0	0
White; Black or African American; Some other race	0	0	0
White; American Indian and Alaska Native; Asian	0	0	0
White; American Indian and Alaska Native; Native Hawaiian and Other Pacific Islander	0	0	0
White; American Indian and Alaska Native; Some other race	0	0	0
White; Asian; Native Hawaiian and Other Pacific Islander	0	0	0
White; Asian; Some other race	0	0	0
White; Native Hawaiian and Other Pacific Islander; Some other race	0	0	0
Black or African American; American Indian and Alaska Native; Asian	0	0	0
Black or African American; American Indian and Alaska Native; Native Hawaiian and Other Pacific Islander	0	0	0
Black or African American; American Indian and Alaska Native; Some other race	0	0	0
Black or African American; Asian; Native Hawaiian and Other Pacific Islander	0	0	0


**U.S. Census Bureau**  
**American FactFinder**
**P4. HISPANIC OR LATINO, AND NOT HISPANIC OR LATINO BY RACE [73] - Universe: Total population**
**Data Set: Census 2000 Summary File 1 (SF 1) 100-Percent Data**

NOTE: For information on confidentiality protection, nonsampling error, and definitions, see <http://factfinder.census.gov/home/en/datanotes/expsf1u.htm>.

	<b>Block 1003, Block Group 1, Census Tract 1033, Los Angeles County, California</b>	<b>Block 1004, Block Group 1, Census Tract 1033, Los Angeles County, California</b>	<b>Block 1005, Block Group 1, Census Tract 1033, Los Angeles County, California</b>
<b>Total:</b>	41	41	0
Hispanic or Latino	8	2	0
Not Hispanic or Latino:	33	39	0
Population of one race:	27	37	0
White alone	24	36	0
Black or African American alone	3	1	0
American Indian and Alaska Native alone	0	0	0
Asian alone	0	0	0
Native Hawaiian and Other Pacific Islander alone	0	0	0
Some other race alone	0	0	0
Population of two or more races:	6	2	0
Population of two races:	6	0	0
White; Black or African American	0	0	0
White; American Indian and Alaska Native	3	0	0
White; Asian	3	0	0
White; Native Hawaiian and Other Pacific Islander	0	0	0
White; Some other race	0	0	0
Black or African American; American Indian and Alaska Native	0	0	0
Black or African American; Asian	0	0	0
Black or African American; Native Hawaiian and Other Pacific Islander	0	0	0
Black or African American; Some other race	0	0	0
American Indian and Alaska Native; Asian	0	0	0
American Indian and Alaska Native; Native Hawaiian and Other Pacific Islander	0	0	0
American Indian and Alaska Native; Some other race	0	0	0
Asian; Native Hawaiian and Other Pacific Islander	0	0	0
Asian; Some other race	0	0	0
Native Hawaiian and Other Pacific Islander; Some other race	0	0	0
Population of three races:	0	2	0
White; Black or African American; American Indian and Alaska Native	0	2	0
White; Black or African American; Asian	0	0	0
White; Black or African American; Native Hawaiian and Other Pacific Islander	0	0	0
White; Black or African American; Some other race	0	0	0
White; American Indian and Alaska Native; Asian	0	0	0
White; American Indian and Alaska Native; Native Hawaiian and Other Pacific Islander	0	0	0
White; American Indian and Alaska Native; Some other race	0	0	0
White; Asian; Native Hawaiian and Other Pacific Islander	0	0	0
White; Asian; Some other race	0	0	0
White; Native Hawaiian and Other Pacific Islander; Some other race	0	0	0
Black or African American; American Indian and Alaska Native; Asian	0	0	0
Black or African American; American Indian and Alaska Native; Native Hawaiian and Other Pacific Islander	0	0	0
Black or African American; American Indian and Alaska Native; Some other race	0	0	0
Black or African American; Asian; Native Hawaiian and Other Pacific Islander	0	0	0

# U.S. Census Bureau

## American FactFinder

### P4. HISPANIC OR LATINO, AND NOT HISPANIC OR LATINO BY RACE [73] - Universe: Total population

Data Set: Census 2000 Summary File 1 (SF 1) 100-Percent Data

NOTE: For information on confidentiality protection, nonsampling error, and definitions, see <http://factfinder.census.gov/home/en/datanotes/expsf1u.htm>.

	Block 1006, Block Group 1, Census Tract 1033, Los Angeles County, California	Block 1007, Block Group 1, Census Tract 1033, Los Angeles County, California	Block 1008, Block Group 1, Census Tract 1033, Los Angeles County, California
Total:	25	32	0
Hispanic or Latino	7	1	0
Not Hispanic or Latino:	18	31	0
Population of one race:	18	29	0
White alone	18	27	0
Black or African American alone	0	2	0
American Indian and Alaska Native alone	0	0	0
Asian alone	0	0	0
Native Hawaiian and Other Pacific Islander alone	0	0	0
Some other race alone	0	0	0
Population of two or more races:	0	2	0
Population of two races:	0	2	0
White; Black or African American	0	0	0
White; American Indian and Alaska Native	0	1	0
White; Asian	0	1	0
White; Native Hawaiian and Other Pacific Islander	0	0	0
White; Some other race	0	0	0
Black or African American; American Indian and Alaska Native	0	0	0
Black or African American; Asian	0	0	0
Black or African American; Native Hawaiian and Other Pacific Islander	0	0	0
Black or African American; Some other race	0	0	0
American Indian and Alaska Native; Asian	0	0	0
American Indian and Alaska Native; Native Hawaiian and Other Pacific Islander	0	0	0
American Indian and Alaska Native; Some other race	0	0	0
Asian; Native Hawaiian and Other Pacific Islander	0	0	0
Asian; Some other race	0	0	0
Native Hawaiian and Other Pacific Islander; Some other race	0	0	0
Population of three races:	0	0	0
White; Black or African American; American Indian and Alaska Native	0	0	0
White; Black or African American; Asian	0	0	0
White; Black or African American; Native Hawaiian and Other Pacific Islander	0	0	0
White; Black or African American; Some other race	0	0	0
White; American Indian and Alaska Native; Asian	0	0	0
White; American Indian and Alaska Native; Native Hawaiian and Other Pacific Islander	0	0	0
White; American Indian and Alaska Native; Some other race	0	0	0
White; Asian; Native Hawaiian and Other Pacific Islander	0	0	0
White; Asian; Some other race	0	0	0
White; Native Hawaiian and Other Pacific Islander; Some other race	0	0	0
Black or African American; American Indian and Alaska Native; Asian	0	0	0
Black or African American; American Indian and Alaska Native; Native Hawaiian and Other Pacific Islander	0	0	0
Black or African American; American Indian and Alaska Native; Some other race	0	0	0
Black or African American; Asian; Native Hawaiian and Other Pacific Islander	0	0	0

# U.S. Census Bureau

## American FactFinder

### P4. HISPANIC OR LATINO, AND NOT HISPANIC OR LATINO BY RACE [73] - Universe: Total population

Data Set: Census 2000 Summary File 1 (SF 1) 100-Percent Data

NOTE: For information on confidentiality protection, nonsampling error, and definitions, see <http://factfinder.census.gov/home/en/datanotes/expsf1u.htm>.

	Block 1009, Block Group 1, Census Tract 1033, Los Angeles County, California	Block 1010, Block Group 1, Census Tract 1033, Los Angeles County, California	Block 1011, Block Group 1, Census Tract 1033, Los Angeles County, California
Total:	0	0	0
Hispanic or Latino	0	0	0
Not Hispanic or Latino:	0	0	0
Population of one race:	0	0	0
White alone	0	0	0
Black or African American alone	0	0	0
American Indian and Alaska Native alone	0	0	0
Asian alone	0	0	0
Native Hawaiian and Other Pacific Islander alone	0	0	0
Some other race alone	0	0	0
Population of two or more races:	0	0	0
Population of two races:	0	0	0
White; Black or African American	0	0	0
White; American Indian and Alaska Native	0	0	0
White; Asian	0	0	0
White; Native Hawaiian and Other Pacific Islander	0	0	0
White; Some other race	0	0	0
Black or African American; American Indian and Alaska Native	0	0	0
Black or African American; Asian	0	0	0
Black or African American; Native Hawaiian and Other Pacific Islander	0	0	0
Black or African American; Some other race	0	0	0
American Indian and Alaska Native; Asian	0	0	0
American Indian and Alaska Native; Native Hawaiian and Other Pacific Islander	0	0	0
American Indian and Alaska Native; Some other race	0	0	0
Asian; Native Hawaiian and Other Pacific Islander	0	0	0
Asian; Some other race	0	0	0
Native Hawaiian and Other Pacific Islander; Some other race	0	0	0
Population of three races:	0	0	0
White; Black or African American; American Indian and Alaska Native	0	0	0
White; Black or African American; Asian	0	0	0
White; Black or African American; Native Hawaiian and Other Pacific Islander	0	0	0
White; Black or African American; Some other race	0	0	0
White; American Indian and Alaska Native; Asian	0	0	0
White; American Indian and Alaska Native; Native Hawaiian and Other Pacific Islander	0	0	0
White; American Indian and Alaska Native; Some other race	0	0	0
White; Asian; Native Hawaiian and Other Pacific Islander	0	0	0
White; Asian; Some other race	0	0	0
White; Native Hawaiian and Other Pacific Islander; Some other race	0	0	0
Black or African American; American Indian and Alaska Native; Asian	0	0	0
Black or African American; American Indian and Alaska Native; Native Hawaiian and Other Pacific Islander	0	0	0
Black or African American; American Indian and Alaska Native; Some other race	0	0	0
Black or African American; Asian; Native Hawaiian and Other Pacific Islander	0	0	0



**U.S. Census Bureau**  
**American FactFinder**

**P4. HISPANIC OR LATINO, AND NOT HISPANIC OR LATINO BY RACE [73] - Universe: Total population**

Data Set: Census 2000 Summary File 1 (SF 1) 100-Percent Data

NOTE: For information on confidentiality protection, nonsampling error, and definitions, see <http://factfinder.census.gov/home/en/datanotes/expsf1u.htm>.

	<b>Block 1012, Block Group 1, Census Tract 1033, Los Angeles County, California</b>	<b>Block 1013, Block Group 1, Census Tract 1033, Los Angeles County, California</b>	<b>Block 1014, Block Group 1, Census Tract 1033, Los Angeles County, California</b>
Total:	0	20	85
Hispanic or Latino	0	14	24
Not Hispanic or Latino:	0	6	61
Population of one race:	0	6	59
White alone	0	2	55
Black or African American alone	0	0	0
American Indian and Alaska Native alone	0	0	4
Asian alone	0	4	0
Native Hawaiian and Other Pacific Islander alone	0	0	0
Some other race alone	0	0	0
Population of two or more races:	0	0	2
Population of two races:	0	0	1
White; Black or African American	0	0	0
White; American Indian and Alaska Native	0	0	1
White; Asian	0	0	0
White; Native Hawaiian and Other Pacific Islander	0	0	0
White; Some other race	0	0	0
Black or African American; American Indian and Alaska Native	0	0	0
Black or African American; Asian	0	0	0
Black or African American; Native Hawaiian and Other Pacific Islander	0	0	0
Black or African American; Some other race	0	0	0
American Indian and Alaska Native; Asian	0	0	0
American Indian and Alaska Native; Native Hawaiian and Other Pacific Islander	0	0	0
American Indian and Alaska Native; Some other race	0	0	0
Asian; Native Hawaiian and Other Pacific Islander	0	0	0
Asian; Some other race	0	0	0
Native Hawaiian and Other Pacific Islander; Some other race	0	0	0
Population of three races:	0	0	1
White; Black or African American; American Indian and Alaska Native	0	0	1
White; Black or African American; Asian	0	0	0
White; Black or African American; Native Hawaiian and Other Pacific Islander	0	0	0
White; Black or African American; Some other race	0	0	0
White; American Indian and Alaska Native; Asian	0	0	0
White; American Indian and Alaska Native; Native Hawaiian and Other Pacific Islander	0	0	0
White; American Indian and Alaska Native; Some other race	0	0	0
White; Asian; Native Hawaiian and Other Pacific Islander	0	0	0
White; Asian; Some other race	0	0	0
White; Native Hawaiian and Other Pacific Islander; Some other race	0	0	0
Black or African American; American Indian and Alaska Native; Asian	0	0	0
Black or African American; American Indian and Alaska Native; Native Hawaiian and Other Pacific Islander	0	0	0
Black or African American; American Indian and Alaska Native; Some other race	0	0	0
Black or African American; Asian; Native Hawaiian and Other Pacific Islander	0	0	0

# U.S. Census Bureau

## American FactFinder

### P4. HISPANIC OR LATINO, AND NOT HISPANIC OR LATINO BY RACE [73] - Universe: Total population

Data Set: Census 2000 Summary File 1 (SF 1) 100-Percent Data

NOTE: For information on confidentiality protection, nonsampling error, and definitions, see <http://factfinder.census.gov/home/en/datanotes/expsf1u.htm>.

	Block 1015, Block Group 1, Census Tract 1033, Los Angeles County, California	Block 1016, Block Group 1, Census Tract 1033, Los Angeles County, California	Block 1017, Block Group 1, Census Tract 1033, Los Angeles County, California
Total:	3	47	16
Hispanic or Latino	0	22	2
Not Hispanic or Latino:	3	25	14
Population of one race:	3	25	14
White alone	3	22	14
Black or African American alone	0	2	0
American Indian and Alaska Native alone	0	0	0
Asian alone	0	1	0
Native Hawaiian and Other Pacific Islander alone	0	0	0
Some other race alone	0	0	0
Population of two or more races:	0	0	0
Population of two races:	0	0	0
White; Black or African American	0	0	0
White; American Indian and Alaska Native	0	0	0
White; Asian	0	0	0
White; Native Hawaiian and Other Pacific Islander	0	0	0
White; Some other race	0	0	0
Black or African American; American Indian and Alaska Native	0	0	0
Black or African American; Asian	0	0	0
Black or African American; Native Hawaiian and Other Pacific Islander	0	0	0
Black or African American; Some other race	0	0	0
American Indian and Alaska Native; Asian	0	0	0
American Indian and Alaska Native; Native Hawaiian and Other Pacific Islander	0	0	0
American Indian and Alaska Native; Some other race	0	0	0
Asian; Native Hawaiian and Other Pacific Islander	0	0	0
Asian; Some other race	0	0	0
Native Hawaiian and Other Pacific Islander; Some other race	0	0	0
Population of three races:	0	0	0
White; Black or African American; American Indian and Alaska Native	0	0	0
White; Black or African American; Asian	0	0	0
White; Black or African American; Native Hawaiian and Other Pacific Islander	0	0	0
White; Black or African American; Some other race	0	0	0
White; American Indian and Alaska Native; Asian	0	0	0
White; American Indian and Alaska Native; Native Hawaiian and Other Pacific Islander	0	0	0
White; American Indian and Alaska Native; Some other race	0	0	0
White; Asian; Native Hawaiian and Other Pacific Islander	0	0	0
White; Asian; Some other race	0	0	0
White; Native Hawaiian and Other Pacific Islander; Some other race	0	0	0
Black or African American; American Indian and Alaska Native; Asian	0	0	0
Black or African American; American Indian and Alaska Native; Native Hawaiian and Other Pacific Islander	0	0	0
Black or African American; American Indian and Alaska Native; Some other race	0	0	0
Black or African American; Asian; Native Hawaiian and Other Pacific Islander	0	0	0

# U.S. Census Bureau

## American FactFinder

### P4. HISPANIC OR LATINO, AND NOT HISPANIC OR LATINO BY RACE [73] - Universe: Total population

Data Set: Census 2000 Summary File 1 (SF 1) 100-Percent Data

NOTE: For information on confidentiality protection, nonsampling error, and definitions, see <http://factfinder.census.gov/home/en/datanotes/expsf1u.htm>.

	Block 1018, Block Group 1, Census Tract 1033, Los Angeles County, California	Block 1019, Block Group 1, Census Tract 1033, Los Angeles County, California	Block 1020, Block Group 1, Census Tract 1033, Los Angeles County, California
Total:	0	0	0
Hispanic or Latino	0	0	0
Not Hispanic or Latino:	0	0	0
Population of one race:	0	0	0
White alone	0	0	0
Black or African American alone	0	0	0
American Indian and Alaska Native alone	0	0	0
Asian alone	0	0	0
Native Hawaiian and Other Pacific Islander alone	0	0	0
Some other race alone	0	0	0
Population of two or more races:	0	0	0
Population of two races:	0	0	0
White; Black or African American	0	0	0
White; American Indian and Alaska Native	0	0	0
White; Asian	0	0	0
White; Native Hawaiian and Other Pacific Islander	0	0	0
White; Some other race	0	0	0
Black or African American; American Indian and Alaska Native	0	0	0
Black or African American; Asian	0	0	0
Black or African American; Native Hawaiian and Other Pacific Islander	0	0	0
Black or African American; Some other race	0	0	0
American Indian and Alaska Native; Asian	0	0	0
American Indian and Alaska Native; Native Hawaiian and Other Pacific Islander	0	0	0
American Indian and Alaska Native; Some other race	0	0	0
Asian; Native Hawaiian and Other Pacific Islander	0	0	0
Asian; Some other race	0	0	0
Native Hawaiian and Other Pacific Islander; Some other race	0	0	0
Population of three races:	0	0	0
White; Black or African American; American Indian and Alaska Native	0	0	0
White; Black or African American; Asian	0	0	0
White; Black or African American; Native Hawaiian and Other Pacific Islander	0	0	0
White; Black or African American; Some other race	0	0	0
White; American Indian and Alaska Native; Asian	0	0	0
White; American Indian and Alaska Native; Native Hawaiian and Other Pacific Islander	0	0	0
White; American Indian and Alaska Native; Some other race	0	0	0
White; Asian; Native Hawaiian and Other Pacific Islander	0	0	0
White; Asian; Some other race	0	0	0
White; Native Hawaiian and Other Pacific Islander; Some other race	0	0	0
Black or African American; American Indian and Alaska Native; Asian	0	0	0
Black or African American; American Indian and Alaska Native; Native Hawaiian and Other Pacific Islander	0	0	0
Black or African American; American Indian and Alaska Native; Some other race	0	0	0
Black or African American; Asian; Native Hawaiian and Other Pacific Islander	0	0	0

# U.S. Census Bureau

## American FactFinder

### P4. HISPANIC OR LATINO, AND NOT HISPANIC OR LATINO BY RACE [73] - Universe: Total population

Data Set: Census 2000 Summary File 1 (SF 1) 100-Percent Data

NOTE: For information on confidentiality protection, nonsampling error, and definitions, see <http://factfinder.census.gov/home/en/datanotes/expsf1u.htm>.

	Block 1021, Block Group 1, Census Tract 1033, Los Angeles County, California	Block 1022, Block Group 1, Census Tract 1033, Los Angeles County, California	Block 1023, Block Group 1, Census Tract 1033, Los Angeles County, California
Total:	0	112	5
Hispanic or Latino	0	45	4
Not Hispanic or Latino:	0	67	1
Population of one race:	0	65	1
White alone	0	60	1
Black or African American alone	0	0	0
American Indian and Alaska Native alone	0	1	0
Asian alone	0	4	0
Native Hawaiian and Other Pacific Islander alone	0	0	0
Some other race alone	0	0	0
Population of two or more races:	0	2	0
Population of two races:	0	2	0
White; Black or African American	0	0	0
White; American Indian and Alaska Native	0	1	0
White; Asian	0	1	0
White; Native Hawaiian and Other Pacific Islander	0	0	0
White; Some other race	0	0	0
Black or African American; American Indian and Alaska Native	0	0	0
Black or African American; Asian	0	0	0
Black or African American; Native Hawaiian and Other Pacific Islander	0	0	0
Black or African American; Some other race	0	0	0
American Indian and Alaska Native; Asian	0	0	0
American Indian and Alaska Native; Native Hawaiian and Other Pacific Islander	0	0	0
American Indian and Alaska Native; Some other race	0	0	0
Asian; Native Hawaiian and Other Pacific Islander	0	0	0
Asian; Some other race	0	0	0
Native Hawaiian and Other Pacific Islander; Some other race	0	0	0
Population of three races:	0	0	0
White; Black or African American; American Indian and Alaska Native	0	0	0
White; Black or African American; Asian	0	0	0
White; Black or African American; Native Hawaiian and Other Pacific Islander	0	0	0
White; Black or African American; Some other race	0	0	0
White; American Indian and Alaska Native; Asian	0	0	0
White; American Indian and Alaska Native; Native Hawaiian and Other Pacific Islander	0	0	0
White; American Indian and Alaska Native; Some other race	0	0	0
White; Asian; Native Hawaiian and Other Pacific Islander	0	0	0
White; Asian; Some other race	0	0	0
White; Native Hawaiian and Other Pacific Islander; Some other race	0	0	0
Black or African American; American Indian and Alaska Native; Asian	0	0	0
Black or African American; American Indian and Alaska Native; Native Hawaiian and Other Pacific Islander	0	0	0
Black or African American; American Indian and Alaska Native; Some other race	0	0	0
Black or African American; Asian; Native Hawaiian and Other Pacific Islander	0	0	0

# U.S. Census Bureau

## American FactFinder

### P4. HISPANIC OR LATINO, AND NOT HISPANIC OR LATINO BY RACE [73] - Universe: Total population

Data Set: Census 2000 Summary File 1 (SF 1) 100-Percent Data

NOTE: For information on confidentiality protection, nonsampling error, and definitions, see <http://factfinder.census.gov/home/en/datanotes/expsf1u.htm>.

	Block 1024, Block Group 1, Census Tract 1033, Los Angeles County, California	Block 1025, Block Group 1, Census Tract 1033, Los Angeles County, California	Block 1026, Block Group 1, Census Tract 1033, Los Angeles County, California
Total:	94	72	25
Hispanic or Latino	4	5	5
Not Hispanic or Latino:	90	67	20
Population of one race:	85	66	20
White alone	81	58	19
Black or African American alone	3	2	0
American Indian and Alaska Native alone	0	1	0
Asian alone	1	5	1
Native Hawaiian and Other Pacific Islander alone	0	0	0
Some other race alone	0	0	0
Population of two or more races:	5	1	0
Population of two races:	5	1	0
White; Black or African American	1	0	0
White; American Indian and Alaska Native	1	1	0
White; Asian	3	0	0
White; Native Hawaiian and Other Pacific Islander	0	0	0
White; Some other race	0	0	0
Black or African American; American Indian and Alaska Native	0	0	0
Black or African American; Asian	0	0	0
Black or African American; Native Hawaiian and Other Pacific Islander	0	0	0
Black or African American; Some other race	0	0	0
American Indian and Alaska Native; Asian	0	0	0
American Indian and Alaska Native; Native Hawaiian and Other Pacific Islander	0	0	0
American Indian and Alaska Native; Some other race	0	0	0
Asian; Native Hawaiian and Other Pacific Islander	0	0	0
Asian; Some other race	0	0	0
Native Hawaiian and Other Pacific Islander; Some other race	0	0	0
Population of three races:	0	0	0
White; Black or African American; American Indian and Alaska Native	0	0	0
White; Black or African American; Asian	0	0	0
White; Black or African American; Native Hawaiian and Other Pacific Islander	0	0	0
White; Black or African American; Some other race	0	0	0
White; American Indian and Alaska Native; Asian	0	0	0
White; American Indian and Alaska Native; Native Hawaiian and Other Pacific Islander	0	0	0
White; American Indian and Alaska Native; Some other race	0	0	0
White; Asian; Native Hawaiian and Other Pacific Islander	0	0	0
White; Asian; Some other race	0	0	0
White; Native Hawaiian and Other Pacific Islander; Some other race	0	0	0
Black or African American; American Indian and Alaska Native; Asian	0	0	0
Black or African American; American Indian and Alaska Native; Native Hawaiian and Other Pacific Islander	0	0	0
Black or African American; American Indian and Alaska Native; Some other race	0	0	0
Black or African American; Asian; Native Hawaiian and Other Pacific Islander	0	0	0



**P4. HISPANIC OR LATINO, AND NOT HISPANIC OR LATINO BY RACE [73] - Universe: Total population**

Data Set: Census 2000 Summary File 1 (SF 1) 100-Percent Data

NOTE: For information on confidentiality protection, nonsampling error, and definitions, see <http://factfinder.census.gov/home/en/datanotes/expsf1u.htm>.

	Block 1027, Block Group 1, Census Tract 1033, Los Angeles County, California	Block 1028, Block Group 1, Census Tract 1033, Los Angeles County, California	Block 1029, Block Group 1, Census Tract 1033, Los Angeles County, California
Total:	0	0	282
Hispanic or Latino	0	0	32
Not Hispanic or Latino:	0	0	250
Population of one race:	0	0	234
White alone	0	0	216
Black or African American alone	0	0	0
American Indian and Alaska Native alone	0	0	1
Asian alone	0	0	16
Native Hawaiian and Other Pacific Islander alone	0	0	1
Some other race alone	0	0	0
Population of two or more races:	0	0	16
Population of two races:	0	0	15
White; Black or African American	0	0	0
White; American Indian and Alaska Native	0	0	3
White; Asian	0	0	7
White; Native Hawaiian and Other Pacific Islander	0	0	0
White; Some other race	0	0	5
Black or African American; American Indian and Alaska Native	0	0	0
Black or African American; Asian	0	0	0
Black or African American; Native Hawaiian and Other Pacific Islander	0	0	0
Black or African American; Some other race	0	0	0
American Indian and Alaska Native; Asian	0	0	0
American Indian and Alaska Native; Native Hawaiian and Other Pacific Islander	0	0	0
American Indian and Alaska Native; Some other race	0	0	0
Asian; Native Hawaiian and Other Pacific Islander	0	0	0
Asian; Some other race	0	0	0
Native Hawaiian and Other Pacific Islander; Some other race	0	0	0
Population of three races:	0	0	1
White; Black or African American; American Indian and Alaska Native	0	0	0
White; Black or African American; Asian	0	0	0
White; Black or African American; Native Hawaiian and Other Pacific Islander	0	0	0
White; Black or African American; Some other race	0	0	0
White; American Indian and Alaska Native; Asian	0	0	0
White; American Indian and Alaska Native; Native Hawaiian and Other Pacific Islander	0	0	0
White; American Indian and Alaska Native; Some other race	0	0	1
White; Asian; Native Hawaiian and Other Pacific Islander	0	0	0
White; Asian; Some other race	0	0	0
White; Native Hawaiian and Other Pacific Islander; Some other race	0	0	0
Black or African American; American Indian and Alaska Native; Asian	0	0	0
Black or African American; American Indian and Alaska Native; Native Hawaiian and Other Pacific Islander	0	0	0
Black or African American; American Indian and Alaska Native; Some other race	0	0	0
Black or African American; Asian; Native Hawaiian and Other Pacific Islander	0	0	0

**U.S. Census Bureau**  
**American FactFinder**

**P4. HISPANIC OR LATINO, AND NOT HISPANIC OR LATINO BY RACE [73] - Universe: Total population**

Data Set: Census 2000 Summary File 1 (SF 1) 100-Percent Data

NOTE: For information on confidentiality protection, nonsampling error, and definitions, see <http://factfinder.census.gov/home/en/datanotes/expsf1u.htm>.

	<b>Block 1030, Block Group 1, Census Tract 1033, Los Angeles County, California</b>
<b>Total:</b>	<b>9</b>
Hispanic or Latino	0
Not Hispanic or Latino:	9
Population of one race:	9
White alone	9
Black or African American alone	0
American Indian and Alaska Native alone	0
Asian alone	0
Native Hawaiian and Other Pacific Islander alone	0
Some other race alone	0
Population of two or more races:	0
Population of two races:	0
White; Black or African American	0
White; American Indian and Alaska Native	0
White; Asian	0
White; Native Hawaiian and Other Pacific Islander	0
White; Some other race	0
Black or African American; American Indian and Alaska Native	0
Black or African American; Asian	0
Black or African American; Native Hawaiian and Other Pacific Islander	0
Black or African American; Some other race	0
American Indian and Alaska Native; Asian	0
American Indian and Alaska Native; Native Hawaiian and Other Pacific Islander	0
American Indian and Alaska Native; Some other race	0
Asian; Native Hawaiian and Other Pacific Islander	0
Asian; Some other race	0
Native Hawaiian and Other Pacific Islander; Some other race	0
Population of three races:	0
White; Black or African American; American Indian and Alaska Native	0
White; Black or African American; Asian	0
White; Black or African American; Native Hawaiian and Other Pacific Islander	0
White; Black or African American; Some other race	0
White; American Indian and Alaska Native; Asian	0
White; American Indian and Alaska Native; Native Hawaiian and Other Pacific Islander	0
White; American Indian and Alaska Native; Some other race	0
White; Asian; Native Hawaiian and Other Pacific Islander	0
White; Asian; Some other race	0
White; Native Hawaiian and Other Pacific Islander; Some other race	0
Black or African American; American Indian and Alaska Native; Asian	0
Black or African American; American Indian and Alaska Native; Native Hawaiian and Other Pacific Islander	0
Black or African American; American Indian and Alaska Native; Some other race	0
Black or African American; Asian; Native Hawaiian and Other Pacific Islander	0
Black or African American; Asian; Some other race	0
Black or African American; Native Hawaiian and Other Pacific Islander; Some other race	0

# U.S. Census Bureau

## American FactFinder


### P4. HISPANIC OR LATINO, AND NOT HISPANIC OR LATINO BY RACE [73] - Universe: Total population

Data Set: Census 2000 Summary File 1 (SF 1) 100-Percent Data

NOTE: For information on confidentiality protection, nonsampling error, and definitions, see <http://factfinder.census.gov/home/en/datanotes/expsf1u.htm>.

	Block 2000, Block Group 2, Census Tract 1033, Los Angeles County, California	Block 2001, Block Group 2, Census Tract 1033, Los Angeles County, California	Block 2002, Block Group 2, Census Tract 1033, Los Angeles County, California
Total:	186	493	38
Hispanic or Latino	9	66	10
Not Hispanic or Latino:	177	427	28
Population of one race:	174	414	28
White alone	167	391	26
Black or African American alone	0	0	0
American Indian and Alaska Native alone	2	0	0
Asian alone	5	23	2
Native Hawaiian and Other Pacific Islander alone	0	0	0
Some other race alone	0	0	0
Population of two or more races:	3	13	0
Population of two races:	3	13	0
White; Black or African American	1	1	0
White; American Indian and Alaska Native	1	2	0
White; Asian	0	9	0
White; Native Hawaiian and Other Pacific Islander	0	1	0
White; Some other race	0	0	0
Black or African American; American Indian and Alaska Native	0	0	0
Black or African American; Asian	0	0	0
Black or African American; Native Hawaiian and Other Pacific Islander	0	0	0
Black or African American; Some other race	0	0	0
American Indian and Alaska Native; Asian	0	0	0
American Indian and Alaska Native; Native Hawaiian and Other Pacific Islander	0	0	0
American Indian and Alaska Native; Some other race	0	0	0
Asian; Native Hawaiian and Other Pacific Islander	1	0	0
Asian; Some other race	0	0	0
Native Hawaiian and Other Pacific Islander; Some other race	0	0	0
Population of three races:	0	0	0
White; Black or African American; American Indian and Alaska Native	0	0	0
White; Black or African American; Asian	0	0	0
White; Black or African American; Native Hawaiian and Other Pacific Islander	0	0	0
White; Black or African American; Some other race	0	0	0
White; American Indian and Alaska Native; Asian	0	0	0
White; American Indian and Alaska Native; Native Hawaiian and Other Pacific Islander	0	0	0
White; American Indian and Alaska Native; Some other race	0	0	0
White; Asian; Native Hawaiian and Other Pacific Islander	0	0	0
White; Asian; Some other race	0	0	0
White; Native Hawaiian and Other Pacific Islander; Some other race	0	0	0
Black or African American; American Indian and Alaska Native; Asian	0	0	0
Black or African American; American Indian and Alaska Native; Native Hawaiian and Other Pacific Islander	0	0	0
Black or African American; American Indian and Alaska Native; Some other race	0	0	0
Black or African American; Asian; Native Hawaiian and Other Pacific Islander	0	0	0





**P4. HISPANIC OR LATINO, AND NOT HISPANIC OR LATINO BY RACE [73] - Universe: Total population**

Data Set: Census 2000 Summary File 1 (SF 1) 100-Percent Data

NOTE: For information on confidentiality protection, nonsampling error, and definitions, see <http://factfinder.census.gov/home/en/datanotes/expsf1u.htm>.

	<b>Block 2003, Block Group 2, Census Tract 1033, Los Angeles County, California</b>	<b>Block 2004, Block Group 2, Census Tract 1033, Los Angeles County, California</b>	<b>Block 2005, Block Group 2, Census Tract 1033, Los Angeles County, California</b>
<b>Total:</b>	53	81	150
Hispanic or Latino	3	16	17
Not Hispanic or Latino:	50	65	133
Population of one race:	50	65	132
White alone	47	64	130
Black or African American alone	1	0	0
American Indian and Alaska Native alone	0	0	2
Asian alone	2	1	0
Native Hawaiian and Other Pacific Islander alone	0	0	0
Some other race alone	0	0	0
Population of two or more races:	0	0	1
Population of two races:	0	0	1
White; Black or African American	0	0	0
White; American Indian and Alaska Native	0	0	1
White; Asian	0	0	0
White; Native Hawaiian and Other Pacific Islander	0	0	0
White; Some other race	0	0	0
Black or African American; American Indian and Alaska Native	0	0	0
Black or African American; Asian	0	0	0
Black or African American; Native Hawaiian and Other Pacific Islander	0	0	0
Black or African American; Some other race	0	0	0
American Indian and Alaska Native; Asian	0	0	0
American Indian and Alaska Native; Native Hawaiian and Other Pacific Islander	0	0	0
American Indian and Alaska Native; Some other race	0	0	0
Asian; Native Hawaiian and Other Pacific Islander	0	0	0
Asian; Some other race	0	0	0
Native Hawaiian and Other Pacific Islander; Some other race	0	0	0
Population of three races:	0	0	0
White; Black or African American; American Indian and Alaska Native	0	0	0
White; Black or African American; Asian	0	0	0
White; Black or African American; Native Hawaiian and Other Pacific Islander	0	0	0
White; Black or African American; Some other race	0	0	0
White; American Indian and Alaska Native; Asian	0	0	0
White; American Indian and Alaska Native; Native Hawaiian and Other Pacific Islander	0	0	0
White; American Indian and Alaska Native; Some other race	0	0	0
White; Asian; Native Hawaiian and Other Pacific Islander	0	0	0
White; Asian; Some other race	0	0	0
White; Native Hawaiian and Other Pacific Islander; Some other race	0	0	0
Black or African American; American Indian and Alaska Native; Asian	0	0	0
Black or African American; American Indian and Alaska Native; Native Hawaiian and Other Pacific Islander	0	0	0
Black or African American; American Indian and Alaska Native; Some other race	0	0	0
Black or African American; Asian; Native Hawaiian and Other Pacific Islander	0	0	0

# U.S. Census Bureau

## American FactFinder

### P4. HISPANIC OR LATINO, AND NOT HISPANIC OR LATINO BY RACE [73] - Universe: Total population

Data Set: Census 2000 Summary File 1 (SF 1) 100-Percent Data

NOTE: For information on confidentiality protection, nonsampling error, and definitions, see <http://factfinder.census.gov/home/en/datanotes/expsf1u.htm>.

	Block 2006, Block Group 2, Census Tract 1033, Los Angeles County, California	Block 2007, Block Group 2, Census Tract 1033, Los Angeles County, California	Block 2008, Block Group 2, Census Tract 1033, Los Angeles County, California
<b>Total:</b>	120	165	76
Hispanic or Latino	9	24	0
Not Hispanic or Latino:	111	141	76
Population of one race:	110	131	70
White alone	106	126	69
Black or African American alone	0	0	0
American Indian and Alaska Native alone	1	0	1
Asian alone	3	4	0
Native Hawaiian and Other Pacific Islander alone	0	0	0
Some other race alone	0	1	0
Population of two or more races:	1	10	6
Population of two races:	1	10	6
White; Black or African American	0	0	0
White; American Indian and Alaska Native	1	0	0
White; Asian	0	1	0
White; Native Hawaiian and Other Pacific Islander	0	0	0
White; Some other race	0	9	6
Black or African American; American Indian and Alaska Native	0	0	0
Black or African American; Asian	0	0	0
Black or African American; Native Hawaiian and Other Pacific Islander	0	0	0
Black or African American; Some other race	0	0	0
American Indian and Alaska Native; Asian	0	0	0
American Indian and Alaska Native; Native Hawaiian and Other Pacific Islander	0	0	0
American Indian and Alaska Native; Some other race	0	0	0
Asian; Native Hawaiian and Other Pacific Islander	0	0	0
Asian; Some other race	0	0	0
Native Hawaiian and Other Pacific Islander; Some other race	0	0	0
Population of three races:	0	0	0
White; Black or African American; American Indian and Alaska Native	0	0	0
White; Black or African American; Asian	0	0	0
White; Black or African American; Native Hawaiian and Other Pacific Islander	0	0	0
White; Black or African American; Some other race	0	0	0
White; American Indian and Alaska Native; Asian	0	0	0
White; American Indian and Alaska Native; Native Hawaiian and Other Pacific Islander	0	0	0
White; American Indian and Alaska Native; Some other race	0	0	0
White; Asian; Native Hawaiian and Other Pacific Islander	0	0	0
White; Asian; Some other race	0	0	0
White; Native Hawaiian and Other Pacific Islander; Some other race	0	0	0
Black or African American; American Indian and Alaska Native; Asian	0	0	0
Black or African American; American Indian and Alaska Native; Native Hawaiian and Other Pacific Islander	0	0	0
Black or African American; American Indian and Alaska Native; Some other race	0	0	0
Black or African American; Asian; Native Hawaiian and Other Pacific Islander	0	0	0

# U.S. Census Bureau

## American FactFinder

### P4. HISPANIC OR LATINO, AND NOT HISPANIC OR LATINO BY RACE [73] - Universe: Total population

Data Set: Census 2000 Summary File 1 (SF 1) 100-Percent Data

NOTE: For information on confidentiality protection, nonsampling error, and definitions, see <http://factfinder.census.gov/home/en/datanotes/expsf1u.htm>.

	Block 2009, Block Group 2, Census Tract 1033, Los Angeles County, California	Block 2010, Block Group 2, Census Tract 1033, Los Angeles County, California	Block 2011, Block Group 2, Census Tract 1033, Los Angeles County, California
Total:	73	45	25
Hispanic or Latino	5	3	7
Not Hispanic or Latino:	68	42	18
Population of one race:	68	42	18
White alone	68	39	9
Black or African American alone	0	0	0
American Indian and Alaska Native alone	0	0	0
Asian alone	0	3	3
Native Hawaiian and Other Pacific Islander alone	0	0	0
Some other race alone	0	0	6
Population of two or more races:	0	0	0
Population of two races:	0	0	0
White; Black or African American	0	0	0
White; American Indian and Alaska Native	0	0	0
White; Asian	0	0	0
White; Native Hawaiian and Other Pacific Islander	0	0	0
White; Some other race	0	0	0
Black or African American; American Indian and Alaska Native	0	0	0
Black or African American; Asian	0	0	0
Black or African American; Native Hawaiian and Other Pacific Islander	0	0	0
Black or African American; Some other race	0	0	0
American Indian and Alaska Native; Asian	0	0	0
American Indian and Alaska Native; Native Hawaiian and Other Pacific Islander	0	0	0
American Indian and Alaska Native; Some other race	0	0	0
Asian; Native Hawaiian and Other Pacific Islander	0	0	0
Asian; Some other race	0	0	0
Native Hawaiian and Other Pacific Islander; Some other race	0	0	0
Population of three races:	0	0	0
White; Black or African American; American Indian and Alaska Native	0	0	0
White; Black or African American; Asian	0	0	0
White; Black or African American; Native Hawaiian and Other Pacific Islander	0	0	0
White; Black or African American; Some other race	0	0	0
White; American Indian and Alaska Native; Asian	0	0	0
White; American Indian and Alaska Native; Native Hawaiian and Other Pacific Islander	0	0	0
White; American Indian and Alaska Native; Some other race	0	0	0
White; Asian; Native Hawaiian and Other Pacific Islander	0	0	0
White; Asian; Some other race	0	0	0
White; Native Hawaiian and Other Pacific Islander; Some other race	0	0	0
Black or African American; American Indian and Alaska Native; Asian	0	0	0
Black or African American; American Indian and Alaska Native; Native Hawaiian and Other Pacific Islander	0	0	0
Black or African American; American Indian and Alaska Native; Some other race	0	0	0
Black or African American; Asian; Native Hawaiian and Other Pacific Islander	0	0	0

## U.S. Census Bureau

## American FactFinder

## P4. HISPANIC OR LATINO, AND NOT HISPANIC OR LATINO BY RACE [73] - Universe: Total population

Data Set: Census 2000 Summary File 1 (SF 1) 100-Percent Data

NOTE: For information on confidentiality protection, nonsampling error, and definitions, see <http://factfinder.census.gov/home/en/datanotes/expsf1u.htm>.

	Block 3000, Block Group 3, Census Tract 1033, Los Angeles County, California	Block 3001, Block Group 3, Census Tract 1033, Los Angeles County, California	Block 3002, Block Group 3, Census Tract 1033, Los Angeles County, California
Total:	78	58	226
Hispanic or Latino	5	0	20
Not Hispanic or Latino:	73	58	206
Population of one race:	71	56	196
White alone	68	56	186
Black or African American alone	0	0	4
American Indian and Alaska Native alone	1	0	0
Asian alone	2	0	3
Native Hawaiian and Other Pacific Islander alone	0	0	0
Some other race alone	0	0	3
Population of two or more races:	2	2	10
Population of two races:	2	2	10
White; Black or African American	1	0	0
White; American Indian and Alaska Native	1	0	4
White; Asian	0	0	6
White; Native Hawaiian and Other Pacific Islander	0	0	0
White; Some other race	0	2	0
Black or African American; American Indian and Alaska Native	0	0	0
Black or African American; Asian	0	0	0
Black or African American; Native Hawaiian and Other Pacific Islander	0	0	0
Black or African American; Some other race	0	0	0
American Indian and Alaska Native; Asian	0	0	0
American Indian and Alaska Native; Native Hawaiian and Other Pacific Islander	0	0	0
American Indian and Alaska Native; Some other race	0	0	0
Asian; Native Hawaiian and Other Pacific Islander	0	0	0
Asian; Some other race	0	0	0
Native Hawaiian and Other Pacific Islander; Some other race	0	0	0
Population of three races:	0	0	0
White; Black or African American; American Indian and Alaska Native	0	0	0
White; Black or African American; Asian	0	0	0
White; Black or African American; Native Hawaiian and Other Pacific Islander	0	0	0
White; Black or African American; Some other race	0	0	0
White; American Indian and Alaska Native; Asian	0	0	0
White; American Indian and Alaska Native; Native Hawaiian and Other Pacific Islander	0	0	0
White; American Indian and Alaska Native; Some other race	0	0	0
White; Asian; Native Hawaiian and Other Pacific Islander	0	0	0
White; Asian; Some other race	0	0	0
White; Native Hawaiian and Other Pacific Islander; Some other race	0	0	0
Black or African American; American Indian and Alaska Native; Asian	0	0	0
Black or African American; American Indian and Alaska Native; Native Hawaiian and Other Pacific Islander	0	0	0
Black or African American; American Indian and Alaska Native; Some other race	0	0	0
Black or African American; Asian; Native Hawaiian and Other Pacific Islander	0	0	0



**P4. HISPANIC OR LATINO, AND NOT HISPANIC OR LATINO BY RACE [73] - Universe: Total population**

Data Set: Census 2000 Summary File 1 (SF 1) 100-Percent Data

NOTE: For information on confidentiality protection, nonsampling error, and definitions, see <http://factfinder.census.gov/home/en/datanotes/expsf1u.htm>.

	<b>Block 3003, Block Group 3, Census Tract 1033, Los Angeles County, California</b>
<b>Total:</b>	<b>815</b>
Hispanic or Latino	98
Not Hispanic or Latino:	717
Population of one race:	705
White alone	659
Black or African American alone	18
American Indian and Alaska Native alone	1
Asian alone	25
Native Hawaiian and Other Pacific Islander alone	1
Some other race alone	1
Population of two or more races:	12
Population of two races:	12
White; Black or African American	0
White; American Indian and Alaska Native	4
White; Asian	7
White; Native Hawaiian and Other Pacific Islander	0
White; Some other race	1
Black or African American; American Indian and Alaska Native	0
Black or African American; Asian	0
Black or African American; Native Hawaiian and Other Pacific Islander	0
Black or African American; Some other race	0
American Indian and Alaska Native; Asian	0
American Indian and Alaska Native; Native Hawaiian and Other Pacific Islander	0
American Indian and Alaska Native; Some other race	0
Asian; Native Hawaiian and Other Pacific Islander	0
Asian; Some other race	0
Native Hawaiian and Other Pacific Islander; Some other race	0
Population of three races:	0
White; Black or African American; American Indian and Alaska Native	0
White; Black or African American; Asian	0
White; Black or African American; Native Hawaiian and Other Pacific Islander	0
White; Black or African American; Some other race	0
White; American Indian and Alaska Native; Asian	0
White; American Indian and Alaska Native; Native Hawaiian and Other Pacific Islander	0
White; American Indian and Alaska Native; Some other race	0
White; Asian; Native Hawaiian and Other Pacific Islander	0
White; Asian; Some other race	0
White; Native Hawaiian and Other Pacific Islander; Some other race	0
Black or African American; American Indian and Alaska Native; Asian	0
Black or African American; American Indian and Alaska Native; Native Hawaiian and Other Pacific Islander	0
Black or African American; American Indian and Alaska Native; Some other race	0
Black or African American; Asian; Native Hawaiian and Other Pacific Islander	0
Black or African American; Asian; Some other race	0
Black or African American; Native Hawaiian and Other Pacific Islander; Some other race	0

# U.S. Census Bureau

## American FactFinder

### P4. HISPANIC OR LATINO, AND NOT HISPANIC OR LATINO BY RACE [73] - Universe: Total population

Data Set: Census 2000 Summary File 1 (SF 1) 100-Percent Data

NOTE: For information on confidentiality protection, nonsampling error, and definitions, see <http://factfinder.census.gov/home/en/datanotes/expsf1u.htm>.

	Block 9000, Block Group 9, Census Tract 1021.01, Los Angeles County, California	Block 9001, Block Group 9, Census Tract 1021.01, Los Angeles County, California	Block 9002, Block Group 9, Census Tract 1021.01, Los Angeles County, California
Total:	104	125	1,792
Hispanic or Latino	8	23	525
Not Hispanic or Latino:	96	102	1,267
Population of one race:	94	99	1,233
White alone	90	91	1,066
Black or African American alone	0	0	53
American Indian and Alaska Native alone	1	0	5
Asian alone	3	8	96
Native Hawaiian and Other Pacific Islander alone	0	0	2
Some other race alone	0	0	11
Population of two or more races:	2	3	34
Population of two races:	2	3	31
White; Black or African American	0	0	2
White; American Indian and Alaska Native	0	2	6
White; Asian	2	1	14
White; Native Hawaiian and Other Pacific Islander	0	0	1
White; Some other race	0	0	3
Black or African American; American Indian and Alaska Native	0	0	1
Black or African American; Asian	0	0	1
Black or African American; Native Hawaiian and Other Pacific Islander	0	0	0
Black or African American; Some other race	0	0	0
American Indian and Alaska Native; Asian	0	0	0
American Indian and Alaska Native; Native Hawaiian and Other Pacific Islander	0	0	0
American Indian and Alaska Native; Some other race	0	0	0
Asian; Native Hawaiian and Other Pacific Islander	0	0	2
Asian; Some other race	0	0	1
Native Hawaiian and Other Pacific Islander; Some other race	0	0	0
Population of three races:	0	0	3
White; Black or African American; American Indian and Alaska Native	0	0	3
White; Black or African American; Asian	0	0	0
White; Black or African American; Native Hawaiian and Other Pacific Islander	0	0	0
White; Black or African American; Some other race	0	0	0
White; American Indian and Alaska Native; Asian	0	0	0
White; American Indian and Alaska Native; Native Hawaiian and Other Pacific Islander	0	0	0
White; American Indian and Alaska Native; Some other race	0	0	0
White; Asian; Native Hawaiian and Other Pacific Islander	0	0	0
White; Asian; Some other race	0	0	0
White; Native Hawaiian and Other Pacific Islander; Some other race	0	0	0
Black or African American; American Indian and Alaska Native; Asian	0	0	0
Black or African American; American Indian and Alaska Native; Native Hawaiian and Other Pacific Islander	0	0	0
Black or African American; American Indian and Alaska Native; Some other race	0	0	0
Black or African American; Asian; Native Hawaiian and Other Pacific Islander	0	0	0

# U.S. Census Bureau

## American FactFinder

### P4. HISPANIC OR LATINO, AND NOT HISPANIC OR LATINO BY RACE [73] - Universe: Total population

Data Set: Census 2000 Summary File 1 (SF 1) 100-Percent Data

NOTE: For information on confidentiality protection, nonsampling error, and definitions, see <http://factfinder.census.gov/home/en/datanotes/expsf1u.htm>.

	Block 9003, Block Group 9, Census Tract 1021.01, Los Angeles County, California	Block 9004, Block Group 9, Census Tract 1021.01, Los Angeles County, California	Block 9005, Block Group 9, Census Tract 1021.01, Los Angeles County, California
<b>Total:</b>	26	136	102
Hispanic or Latino	4	117	19
Not Hispanic or Latino:	22	19	83
Population of one race:	20	18	79
White alone	16	8	58
Black or African American alone	0	7	0
American Indian and Alaska Native alone	4	0	1
Asian alone	0	0	20
Native Hawaiian and Other Pacific Islander alone	0	0	0
Some other race alone	0	3	0
Population of two or more races:	2	1	4
Population of two races:	2	1	4
White; Black or African American	0	1	0
White; American Indian and Alaska Native	2	0	0
White; Asian	0	0	1
White; Native Hawaiian and Other Pacific Islander	0	0	0
White; Some other race	0	0	3
Black or African American; American Indian and Alaska Native	0	0	0
Black or African American; Asian	0	0	0
Black or African American; Native Hawaiian and Other Pacific Islander	0	0	0
Black or African American; Some other race	0	0	0
American Indian and Alaska Native; Asian	0	0	0
American Indian and Alaska Native; Native Hawaiian and Other Pacific Islander	0	0	0
American Indian and Alaska Native; Some other race	0	0	0
Asian; Native Hawaiian and Other Pacific Islander	0	0	0
Asian; Some other race	0	0	0
Native Hawaiian and Other Pacific Islander; Some other race	0	0	0
Population of three races:	0	0	0
White; Black or African American; American Indian and Alaska Native	0	0	0
White; Black or African American; Asian	0	0	0
White; Black or African American; Native Hawaiian and Other Pacific Islander	0	0	0
White; Black or African American; Some other race	0	0	0
White; American Indian and Alaska Native; Asian	0	0	0
White; American Indian and Alaska Native; Native Hawaiian and Other Pacific Islander	0	0	0
White; American Indian and Alaska Native; Some other race	0	0	0
White; Asian; Native Hawaiian and Other Pacific Islander	0	0	0
White; Asian; Some other race	0	0	0
White; Native Hawaiian and Other Pacific Islander; Some other race	0	0	0
Black or African American; American Indian and Alaska Native; Asian	0	0	0
Black or African American; American Indian and Alaska Native; Native Hawaiian and Other Pacific Islander	0	0	0
Black or African American; American Indian and Alaska Native; Some other race	0	0	0
Black or African American; Asian; Native Hawaiian and Other Pacific Islander	0	0	0



**P4. HISPANIC OR LATINO, AND NOT HISPANIC OR LATINO BY RACE [73] - Universe: Total population**

Data Set: Census 2000 Summary File 1 (SF 1) 100-Percent Data

NOTE: For information on confidentiality protection, nonsampling error, and definitions, see <http://factfinder.census.gov/home/en/datanotes/expsf1u.htm>.

	Block 9006, Block Group 9, Census Tract 1021.01, Los Angeles County, California	Block 9007, Block Group 9, Census Tract 1021.01, Los Angeles County, California	Block 9008, Block Group 9, Census Tract 1021.01, Los Angeles County, California
Total:	7	36	125
Hispanic or Latino	4	6	28
Not Hispanic or Latino:	3	30	97
Population of one race:	3	30	97
White alone	3	24	87
Black or African American alone	0	0	4
American Indian and Alaska Native alone	0	0	1
Asian alone	0	6	5
Native Hawaiian and Other Pacific Islander alone	0	0	0
Some other race alone	0	0	0
Population of two or more races:	0	0	0
Population of two races:	0	0	0
White; Black or African American	0	0	0
White; American Indian and Alaska Native	0	0	0
White; Asian	0	0	0
White; Native Hawaiian and Other Pacific Islander	0	0	0
White; Some other race	0	0	0
Black or African American; American Indian and Alaska Native	0	0	0
Black or African American; Asian	0	0	0
Black or African American; Native Hawaiian and Other Pacific Islander	0	0	0
Black or African American; Some other race	0	0	0
American Indian and Alaska Native; Asian	0	0	0
American Indian and Alaska Native; Native Hawaiian and Other Pacific Islander	0	0	0
American Indian and Alaska Native; Some other race	0	0	0
Asian; Native Hawaiian and Other Pacific Islander	0	0	0
Asian; Some other race	0	0	0
Native Hawaiian and Other Pacific Islander; Some other race	0	0	0
Population of three races:	0	0	0
White; Black or African American; American Indian and Alaska Native	0	0	0
White; Black or African American; Asian	0	0	0
White; Black or African American; Native Hawaiian and Other Pacific Islander	0	0	0
White; Black or African American; Some other race	0	0	0
White; American Indian and Alaska Native; Asian	0	0	0
White; American Indian and Alaska Native; Native Hawaiian and Other Pacific Islander	0	0	0
White; American Indian and Alaska Native; Some other race	0	0	0
White; Asian; Native Hawaiian and Other Pacific Islander	0	0	0
White; Asian; Some other race	0	0	0
White; Native Hawaiian and Other Pacific Islander; Some other race	0	0	0
Black or African American; American Indian and Alaska Native; Asian	0	0	0
Black or African American; American Indian and Alaska Native; Native Hawaiian and Other Pacific Islander	0	0	0
Black or African American; American Indian and Alaska Native; Some other race	0	0	0
Black or African American; Asian; Native Hawaiian and Other Pacific Islander	0	0	0



U.S. Census Bureau

American FactFinder

P4. HISPANIC OR LATINO, AND NOT HISPANIC OR LATINO BY RACE [73] - Universe: Total population

Data Set: Census 2000 Summary File 1 (SF 1) 100-Percent Data

NOTE: For information on confidentiality protection, nonsampling error, and definitions, see <http://factfinder.census.gov/home/en/datanotes/expsf1u.htm>.

	Block 9009, Block Group 9, Census Tract 1021.01, Los Angeles County, California	Block 9010, Block Group 9, Census Tract 1021.01, Los Angeles County, California	Block 9011, Block Group 9, Census Tract 1021.01, Los Angeles County, California
Total:	134	74	7
Hispanic or Latino	22	6	0
Not Hispanic or Latino:	112	68	7
Population of one race:	112	66	7
White alone	106	63	7
Black or African American alone	3	0	0
American Indian and Alaska Native alone	2	0	0
Asian alone	1	3	0
Native Hawaiian and Other Pacific Islander alone	0	0	0
Some other race alone	0	0	0
Population of two or more races:	0	2	0
Population of two races:	0	2	0
White; Black or African American	0	0	0
White; American Indian and Alaska Native	0	0	0
White; Asian	0	1	0
White; Native Hawaiian and Other Pacific Islander	0	0	0
White; Some other race	0	1	0
Black or African American; American Indian and Alaska Native	0	0	0
Black or African American; Asian	0	0	0
Black or African American; Native Hawaiian and Other Pacific Islander	0	0	0
Black or African American; Some other race	0	0	0
American Indian and Alaska Native; Asian	0	0	0
American Indian and Alaska Native; Native Hawaiian and Other Pacific Islander	0	0	0
American Indian and Alaska Native; Some other race	0	0	0
Asian; Native Hawaiian and Other Pacific Islander	0	0	0
Asian; Some other race	0	0	0
Native Hawaiian and Other Pacific Islander; Some other race	0	0	0
Population of three races:	0	0	0
White; Black or African American; American Indian and Alaska Native	0	0	0
White; Black or African American; Asian	0	0	0
White; Black or African American; Native Hawaiian and Other Pacific Islander	0	0	0
White; Black or African American; Some other race	0	0	0
White; American Indian and Alaska Native; Asian	0	0	0
White; American Indian and Alaska Native; Native Hawaiian and Other Pacific Islander	0	0	0
White; American Indian and Alaska Native; Some other race	0	0	0
White; Asian; Native Hawaiian and Other Pacific Islander	0	0	0
White; Asian; Some other race	0	0	0
White; Native Hawaiian and Other Pacific Islander; Some other race	0	0	0
Black or African American; American Indian and Alaska Native; Asian	0	0	0
Black or African American; American Indian and Alaska Native; Native Hawaiian and Other Pacific Islander	0	0	0
Black or African American; American Indian and Alaska Native; Some other race	0	0	0
Black or African American; Asian; Native Hawaiian and Other Pacific Islander	0	0	0



**P4. HISPANIC OR LATINO, AND NOT HISPANIC OR LATINO BY RACE [73] - Universe: Total population**

Data Set: Census 2000 Summary File 1 (SF 1) 100-Percent Data

NOTE: For information on confidentiality protection, nonsampling error, and definitions, see <http://factfinder.census.gov/home/en/datanotes/expsf1u.htm>.

	Block 9012, Block Group 9, Census Tract 1021.01, Los Angeles County, California	Block 9013, Block Group 9, Census Tract 1021.01, Los Angeles County, California	Block 9014, Block Group 9, Census Tract 1021.01, Los Angeles County, California
<b>Total:</b>	12	22	32
Hispanic or Latino	0	6	0
Not Hispanic or Latino:	12	16	32
Population of one race:	12	15	32
White alone	12	15	30
Black or African American alone	0	0	0
American Indian and Alaska Native alone	0	0	0
Asian alone	0	0	2
Native Hawaiian and Other Pacific Islander alone	0	0	0
Some other race alone	0	0	0
Population of two or more races:	0	1	0
Population of two races:	0	1	0
White; Black or African American	0	0	0
White; American Indian and Alaska Native	0	1	0
White; Asian	0	0	0
White; Native Hawaiian and Other Pacific Islander	0	0	0
White; Some other race	0	0	0
Black or African American; American Indian and Alaska Native	0	0	0
Black or African American; Asian	0	0	0
Black or African American; Native Hawaiian and Other Pacific Islander	0	0	0
Black or African American; Some other race	0	0	0
American Indian and Alaska Native; Asian	0	0	0
American Indian and Alaska Native; Native Hawaiian and Other Pacific Islander	0	0	0
American Indian and Alaska Native; Some other race	0	0	0
Asian; Native Hawaiian and Other Pacific Islander	0	0	0
Asian; Some other race	0	0	0
Native Hawaiian and Other Pacific Islander; Some other race	0	0	0
Population of three races:	0	0	0
White; Black or African American; American Indian and Alaska Native	0	0	0
White; Black or African American; Asian	0	0	0
White; Black or African American; Native Hawaiian and Other Pacific Islander	0	0	0
White; Black or African American; Some other race	0	0	0
White; American Indian and Alaska Native; Asian	0	0	0
White; American Indian and Alaska Native; Native Hawaiian and Other Pacific Islander	0	0	0
White; American Indian and Alaska Native; Some other race	0	0	0
White; Asian; Native Hawaiian and Other Pacific Islander	0	0	0
White; Asian; Some other race	0	0	0
White; Native Hawaiian and Other Pacific Islander; Some other race	0	0	0
Black or African American; American Indian and Alaska Native; Asian	0	0	0
Black or African American; American Indian and Alaska Native; Native Hawaiian and Other Pacific Islander	0	0	0
Black or African American; American Indian and Alaska Native; Some other race	0	0	0
Black or African American; Asian; Native Hawaiian and Other Pacific Islander	0	0	0

**U.S. Census Bureau**  
**American FactFinder**

**P4. HISPANIC OR LATINO, AND NOT HISPANIC OR LATINO BY RACE [73] - Universe: Total population**

Data Set: Census 2000 Summary File 1 (SF 1) 100-Percent Data

NOTE: For information on confidentiality protection, nonsampling error, and definitions, see <http://factfinder.census.gov/home/en/datanotes/expsf1u.htm>.

	Block 9015, Block Group 9, Census Tract 1021.01, Los Angeles County, California	Block 9016, Block Group 9, Census Tract 1021.01, Los Angeles County, California	Block 9017, Block Group 9, Census Tract 1021.01, Los Angeles County, California
Total:	15	52	13
Hispanic or Latino	0	15	2
Not Hispanic or Latino:	15	37	11
Population of one race:	11	34	11
White alone	11	34	9
Black or African American alone	0	0	0
American Indian and Alaska Native alone	0	0	0
Asian alone	0	0	2
Native Hawaiian and Other Pacific Islander alone	0	0	0
Some other race alone	0	0	0
Population of two or more races:	4	3	0
Population of two races:	4	3	0
White; Black or African American	0	0	0
White; American Indian and Alaska Native	4	3	0
White; Asian	0	0	0
White; Native Hawaiian and Other Pacific Islander	0	0	0
White; Some other race	0	0	0
Black or African American; American Indian and Alaska Native	0	0	0
Black or African American; Asian	0	0	0
Black or African American; Native Hawaiian and Other Pacific Islander	0	0	0
Black or African American; Some other race	0	0	0
American Indian and Alaska Native; Asian	0	0	0
American Indian and Alaska Native; Native Hawaiian and Other Pacific Islander	0	0	0
American Indian and Alaska Native; Some other race	0	0	0
Asian; Native Hawaiian and Other Pacific Islander	0	0	0
Asian; Some other race	0	0	0
Native Hawaiian and Other Pacific Islander; Some other race	0	0	0
Population of three races:	0	0	0
White; Black or African American; American Indian and Alaska Native	0	0	0
White; Black or African American; Asian	0	0	0
White; Black or African American; Native Hawaiian and Other Pacific Islander	0	0	0
White; Black or African American; Some other race	0	0	0
White; American Indian and Alaska Native; Asian	0	0	0
White; American Indian and Alaska Native; Native Hawaiian and Other Pacific Islander	0	0	0
White; American Indian and Alaska Native; Some other race	0	0	0
White; Asian; Native Hawaiian and Other Pacific Islander	0	0	0
White; Asian; Some other race	0	0	0
White; Native Hawaiian and Other Pacific Islander; Some other race	0	0	0
Black or African American; American Indian and Alaska Native; Asian	0	0	0
Black or African American; American Indian and Alaska Native; Native Hawaiian and Other Pacific Islander	0	0	0
Black or African American; American Indian and Alaska Native; Some other race	0	0	0
Black or African American; Asian; Native Hawaiian and Other Pacific Islander	0	0	0

# U.S. Census Bureau

## American FactFinder

### P4. HISPANIC OR LATINO, AND NOT HISPANIC OR LATINO BY RACE [73] - Universe: Total population

Data Set: Census 2000 Summary File 1 (SF 1) 100-Percent Data

NOTE: For information on confidentiality protection, nonsampling error, and definitions, see <http://factfinder.census.gov/home/en/datanotes/expsf1u.htm>.

	Block 9018, Block Group 9, Census Tract 1021.01, Los Angeles County, California	Block 9019, Block Group 9, Census Tract 1021.01, Los Angeles County, California	Block 9020, Block Group 9, Census Tract 1021.01, Los Angeles County, California
<b>Total:</b>	51	74	236
Hispanic or Latino	9	71	9
Not Hispanic or Latino:	42	3	227
Population of one race:	40	3	219
White alone	36	3	205
Black or African American alone	0	0	1
American Indian and Alaska Native alone	0	0	0
Asian alone	4	0	13
Native Hawaiian and Other Pacific Islander alone	0	0	0
Some other race alone	0	0	0
Population of two or more races:	2	0	8
Population of two races:	2	0	8
White; Black or African American	2	0	0
White; American Indian and Alaska Native	0	0	0
White; Asian	0	0	1
White; Native Hawaiian and Other Pacific Islander	0	0	0
White; Some other race	0	0	7
Black or African American; American Indian and Alaska Native	0	0	0
Black or African American; Asian	0	0	0
Black or African American; Native Hawaiian and Other Pacific Islander	0	0	0
Black or African American; Some other race	0	0	0
American Indian and Alaska Native; Asian	0	0	0
American Indian and Alaska Native; Native Hawaiian and Other Pacific Islander	0	0	0
American Indian and Alaska Native; Some other race	0	0	0
Asian; Native Hawaiian and Other Pacific Islander	0	0	0
Asian; Some other race	0	0	0
Native Hawaiian and Other Pacific Islander; Some other race	0	0	0
Population of three races:	0	0	0
White; Black or African American; American Indian and Alaska Native	0	0	0
White; Black or African American; Asian	0	0	0
White; Black or African American; Native Hawaiian and Other Pacific Islander	0	0	0
White; Black or African American; Some other race	0	0	0
White; American Indian and Alaska Native; Asian	0	0	0
White; American Indian and Alaska Native; Native Hawaiian and Other Pacific Islander	0	0	0
White; American Indian and Alaska Native; Some other race	0	0	0
White; Asian; Native Hawaiian and Other Pacific Islander	0	0	0
White; Asian; Some other race	0	0	0
White; Native Hawaiian and Other Pacific Islander; Some other race	0	0	0
Black or African American; American Indian and Alaska Native; Asian	0	0	0
Black or African American; American Indian and Alaska Native; Native Hawaiian and Other Pacific Islander	0	0	0
Black or African American; American Indian and Alaska Native; Some other race	0	0	0
Black or African American; Asian; Native Hawaiian and Other Pacific Islander	0	0	0

# U.S. Census Bureau

## American FactFinder

### P4. HISPANIC OR LATINO, AND NOT HISPANIC OR LATINO BY RACE [73] - Universe: Total population

Data Set: Census 2000 Summary File 1 (SF 1) 100-Percent Data

NOTE: For information on confidentiality protection, nonsampling error, and definitions, see <http://factfinder.census.gov/home/en/datanotes/expsf1u.htm>.

	Block 9021, Block Group 9, Census Tract 1021.01, Los Angeles County, California	Block 9022, Block Group 9, Census Tract 1021.01, Los Angeles County, California	Block 9023, Block Group 9, Census Tract 1021.01, Los Angeles County, California
Total:	119	41	43
Hispanic or Latino	27	5	5
Not Hispanic or Latino:	92	36	38
Population of one race:	90	35	35
White alone	72	34	35
Black or African American alone	0	0	0
American Indian and Alaska Native alone	1	0	0
Asian alone	17	1	0
Native Hawaiian and Other Pacific Islander alone	0	0	0
Some other race alone	0	0	0
Population of two or more races:	2	1	3
Population of two races:	2	1	3
White; Black or African American	0	0	0
White; American Indian and Alaska Native	1	0	2
White; Asian	0	1	0
White; Native Hawaiian and Other Pacific Islander	0	0	0
White; Some other race	1	0	1
Black or African American; American Indian and Alaska Native	0	0	0
Black or African American; Asian	0	0	0
Black or African American; Native Hawaiian and Other Pacific Islander	0	0	0
Black or African American; Some other race	0	0	0
American Indian and Alaska Native; Asian	0	0	0
American Indian and Alaska Native; Native Hawaiian and Other Pacific Islander	0	0	0
American Indian and Alaska Native; Some other race	0	0	0
Asian; Native Hawaiian and Other Pacific Islander	0	0	0
Asian; Some other race	0	0	0
Native Hawaiian and Other Pacific Islander; Some other race	0	0	0
Population of three races:	0	0	0
White; Black or African American; American Indian and Alaska Native	0	0	0
White; Black or African American; Asian	0	0	0
White; Black or African American; Native Hawaiian and Other Pacific Islander	0	0	0
White; Black or African American; Some other race	0	0	0
White; American Indian and Alaska Native; Asian	0	0	0
White; American Indian and Alaska Native; Native Hawaiian and Other Pacific Islander	0	0	0
White; American Indian and Alaska Native; Some other race	0	0	0
White; Asian; Native Hawaiian and Other Pacific Islander	0	0	0
White; Asian; Some other race	0	0	0
White; Native Hawaiian and Other Pacific Islander; Some other race	0	0	0
Black or African American; American Indian and Alaska Native; Asian	0	0	0
Black or African American; American Indian and Alaska Native; Native Hawaiian and Other Pacific Islander	0	0	0
Black or African American; American Indian and Alaska Native; Some other race	0	0	0
Black or African American; Asian; Native Hawaiian and Other Pacific Islander	0	0	0